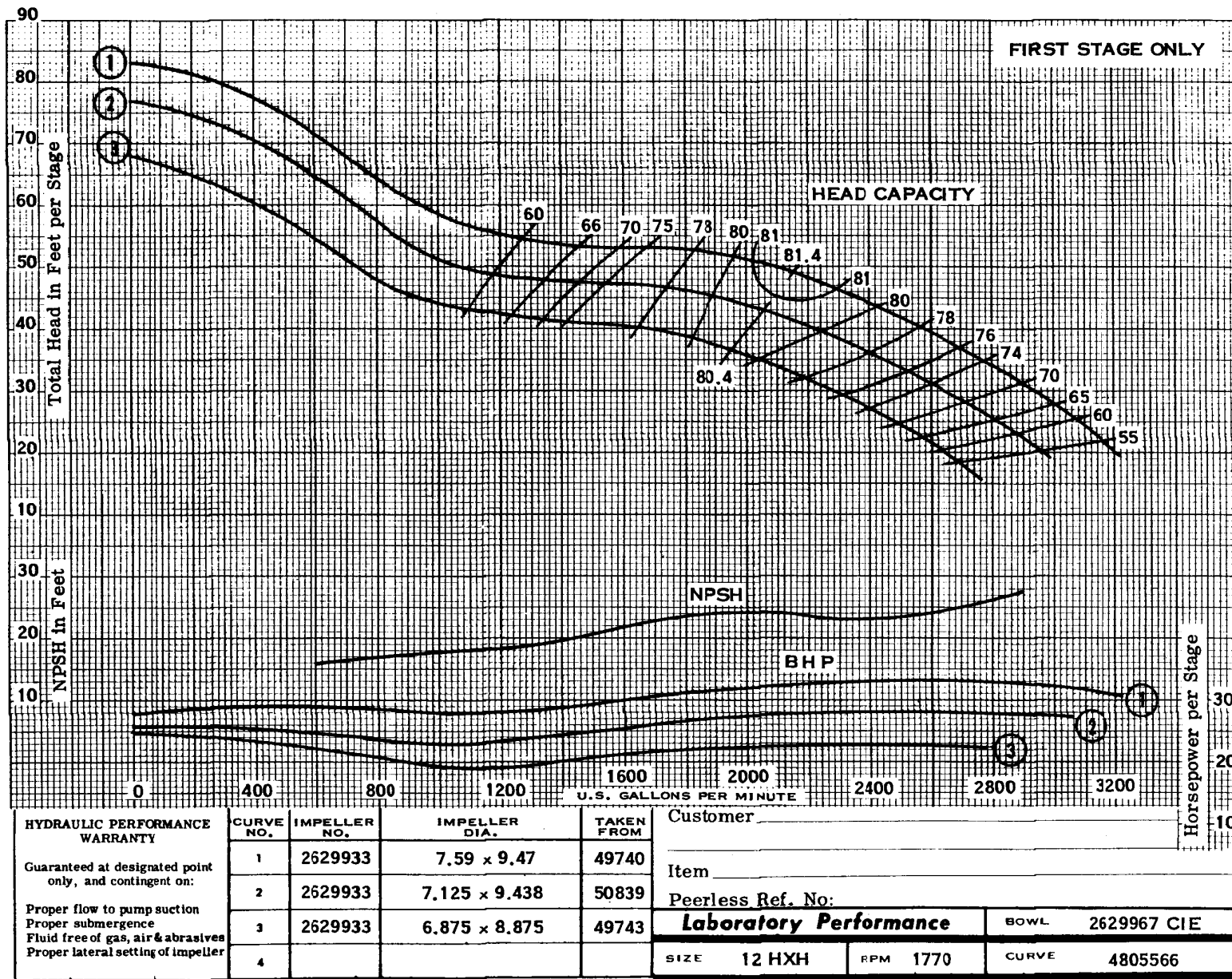


VERTICAL TURBINE PUMPS
Model 12HXH - 1770 Rpm



Peerless Pump Company
Ind.apolis, IN 46207-7025



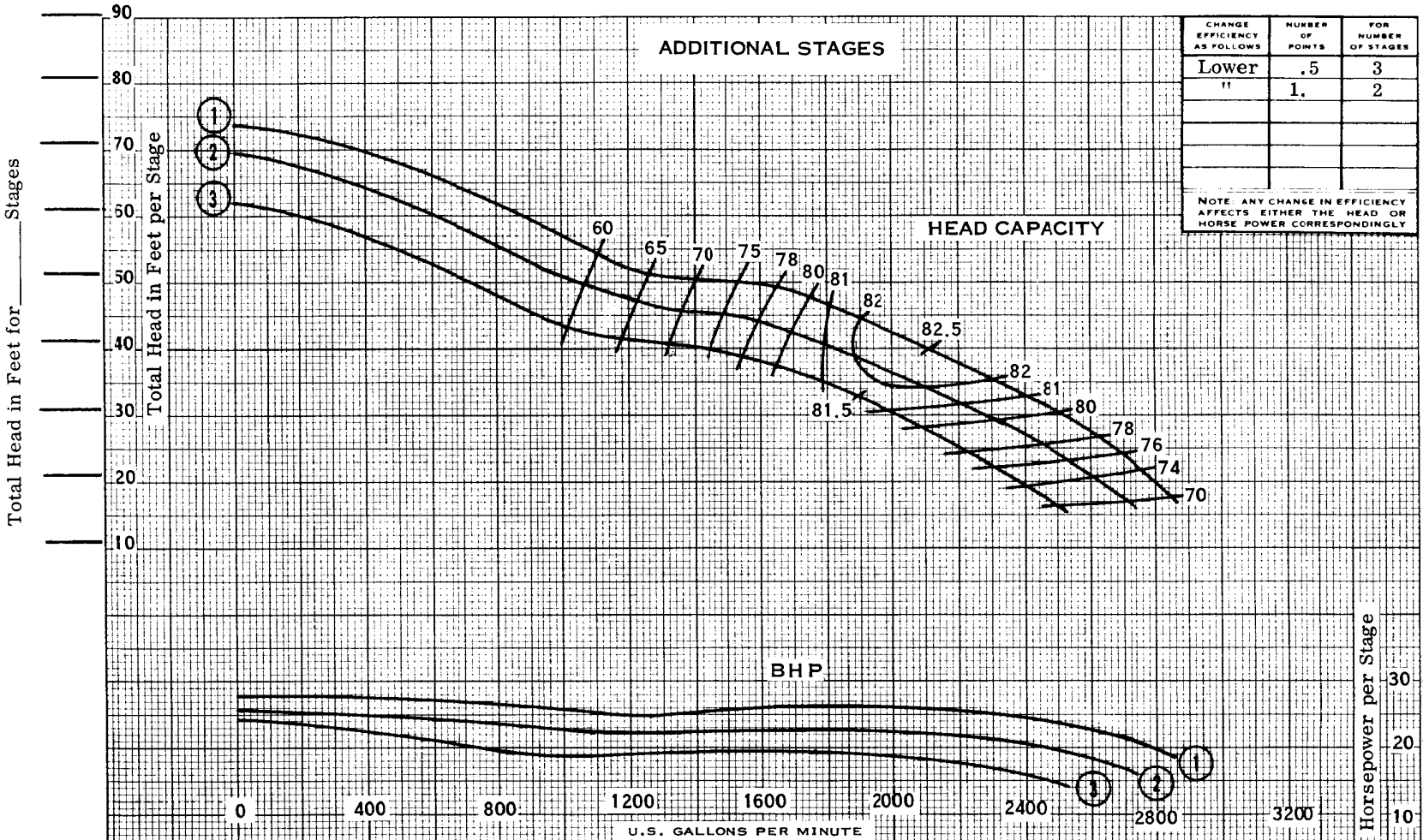
PUMP DESCRIPTION: Driver _____; Head _____; Column _____
 GUARANTEED BOWL PERFORMANCE: Capacity _____ gpm; Head _____ ft; Eff _____ %; BHP _____
 FIELD



Peerless Pump Company
 Indianapolis, IN 46207-7025

VERTICAL TURBINE PUMPS
 Model 12HXH - 1770 Rpm

SECTION 140
 Page 1760-51
 December, 1990



HYDRAULIC PERFORMANCE WARRANTY	CURVE NO.	IMPELLER NO.	IMPELLER DIA.	TAKEN FROM	Customer
Guaranteed at designated point only, and contingent on: Proper flow to pump suction Proper submergence Fluid free of gas, air & abrasives Proper lateral setting of impeller	1	2629933	7.59 x 9.47	49732	
	2	2629933	7.125 x 9.438	49730	
	3	2629933	6.875 x 8.875	49743	Peerless Ref. No:
	4				Laboratory Performance

SIZE	12 HXH	RPM	1770	BOWL	2629967 CIE
CURVE	4805570				

PUMP DESCRIPTION: Driver _____; Head _____; Column _____
 GUARANTEED BOWL FIELD PERFORMANCE: Capacity _____ gpm; Head _____ ft; Eff _____ %; BHP _____

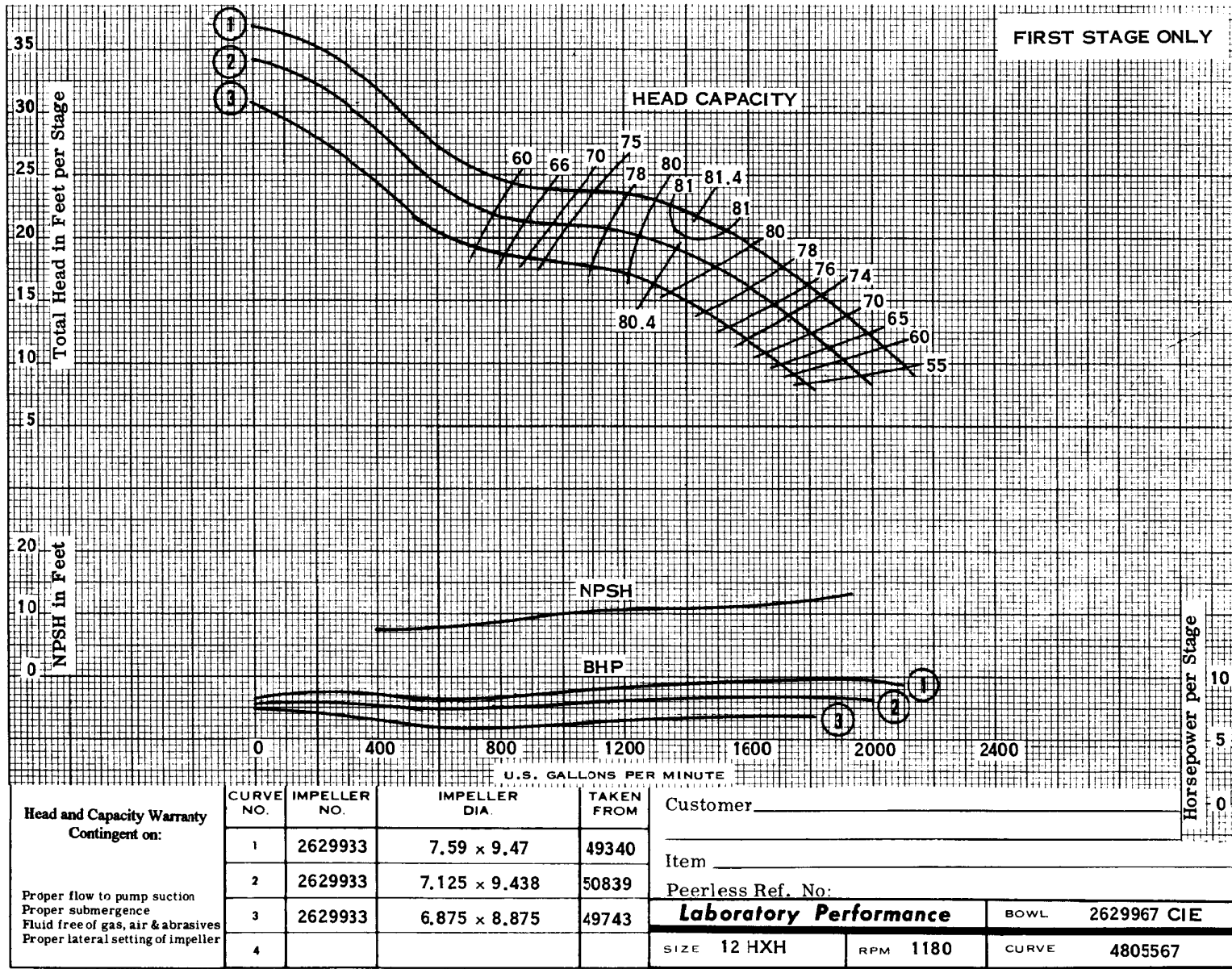
Total Head in Feet for _____ Stages

Horsepower for _____ Stages



Peerless Pump Company
 Indianapolis, IN 46207-7025

VERTICAL TURBINE PUMPS
 Model 12HXH - 1180 Rpm



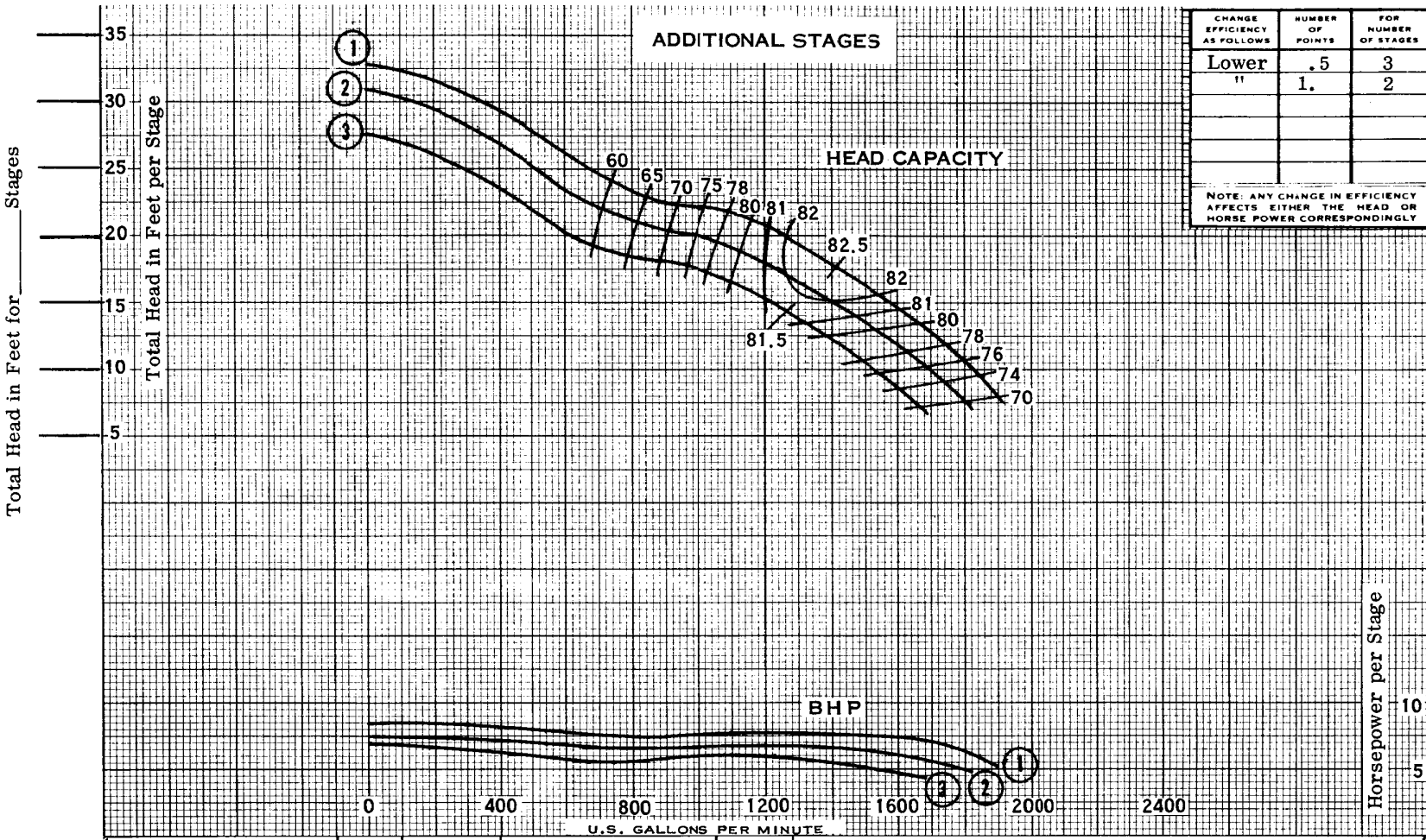
PUMP DESCRIPTION: Driver _____; Head _____; Column _____
 BOWL FIELD PERFORMANCE: Capacity _____ gpm; Head _____ ft; Eff _____ %; BHP _____



Peerless Pump Company
Indianapolis, IN 46207-7026

VERTICAL TURBINE PUMPS
Model 12HXH - 1180 Rpm

SECTION 140
Page 1160-23
October, 1974



Head and Capacity Warranty Contingent on:	CURVE NO.	IMPELLER NO.	IMPELLER DIA.	TAKEN FROM
Proper flow to pump suction Proper submergence Fluid free of gas, air & abrasives Proper lateral setting of impeller	1	2629933	7.59 x 9.47	49732
	2	2629933	7.125 x 9.438	49730
	3	2629933	6.875 x 8.875	49743
	4			

Customer _____	
Item _____	
Peerless Ref. No: _____	
Laboratory Performance	
SIZE 12 HXH	RPM 1180
BOWL	2629967 CIE
CURVE	4805571

PUMP DESCRIPTION: Driver _____; Head _____; Column _____

BOWL PERFORMANCE: Capacity _____ gpm; Head _____ ft; Eff _____ %; BHP _____

FIELD

Total Head in Feet for _____ Stages

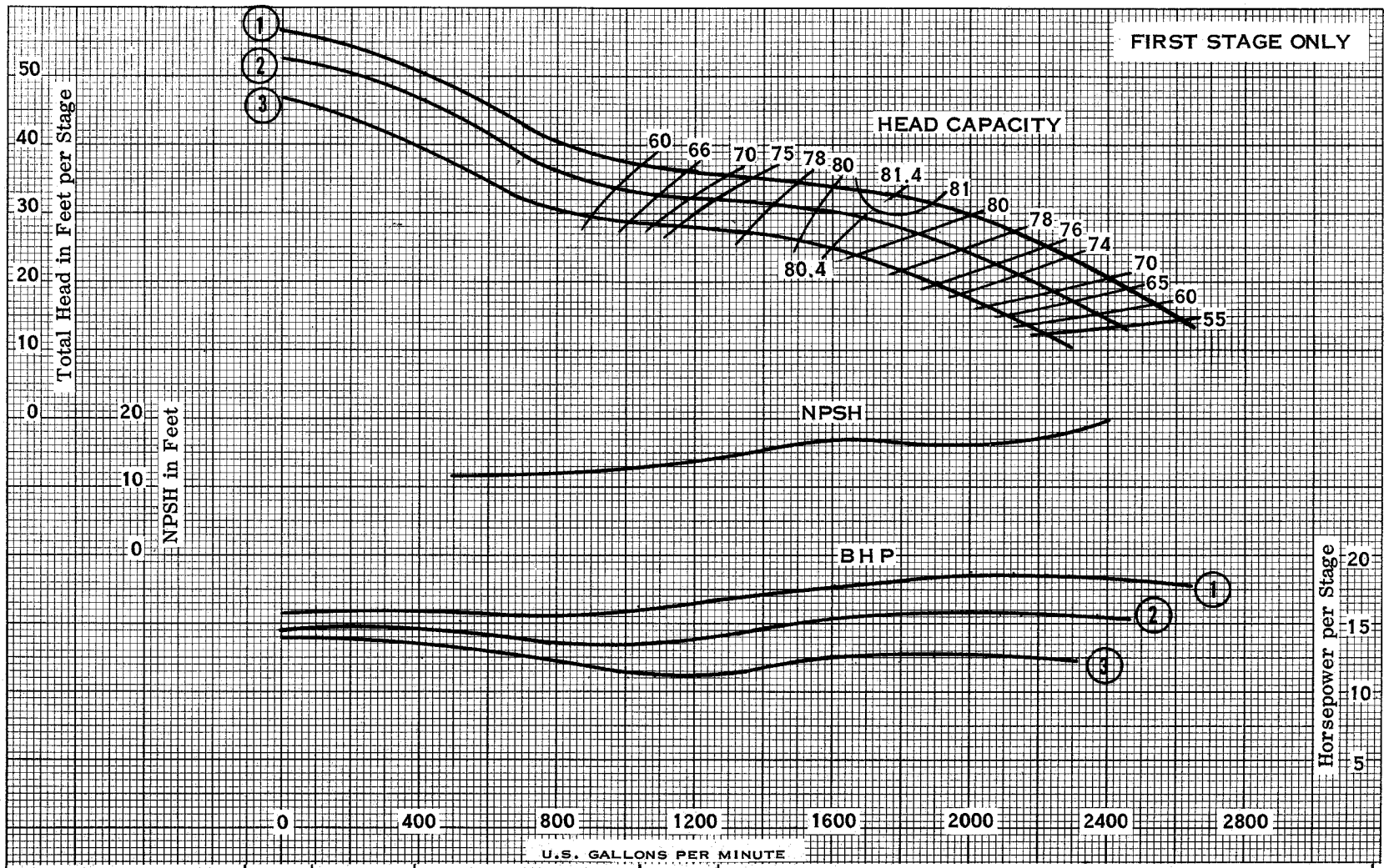
Horsepower for _____ Stages



Peerless Pump Company
Indianapolis, IN 46207-7026

VERTICAL TURBINE PUMPS

Section 140
11-824



HYDRAULIC PERFORMANCE WARRANTY at designated point only, and contingent on: Proper flow to pump suction Proper submergence Fluid free of gas, air & abrasives Proper lateral setting of impeller	CURVE NO. 1	IMPELLER NO. 2629933	IMPELLER DIA. 7.59 x 9.47	TAKEN FROM 49740	Customer _____ Item _____ Peerless Ref. No: _____
	2	2629933	7.125 x 9.438	50839	Laboratory Performance SIZE 12 HXH RPM 1460 BOWL 2629967 CIE CURVE 4805568
	3	2629933	6.875 x 8.875	49743	
	4				

PUMP DESCRIPTION: Driver _____; Head _____; Column _____

BOWL PERFORMANCE: Capacity _____ gpm; Head _____ ft; Eff _____ %; BHP _____
 FIELD



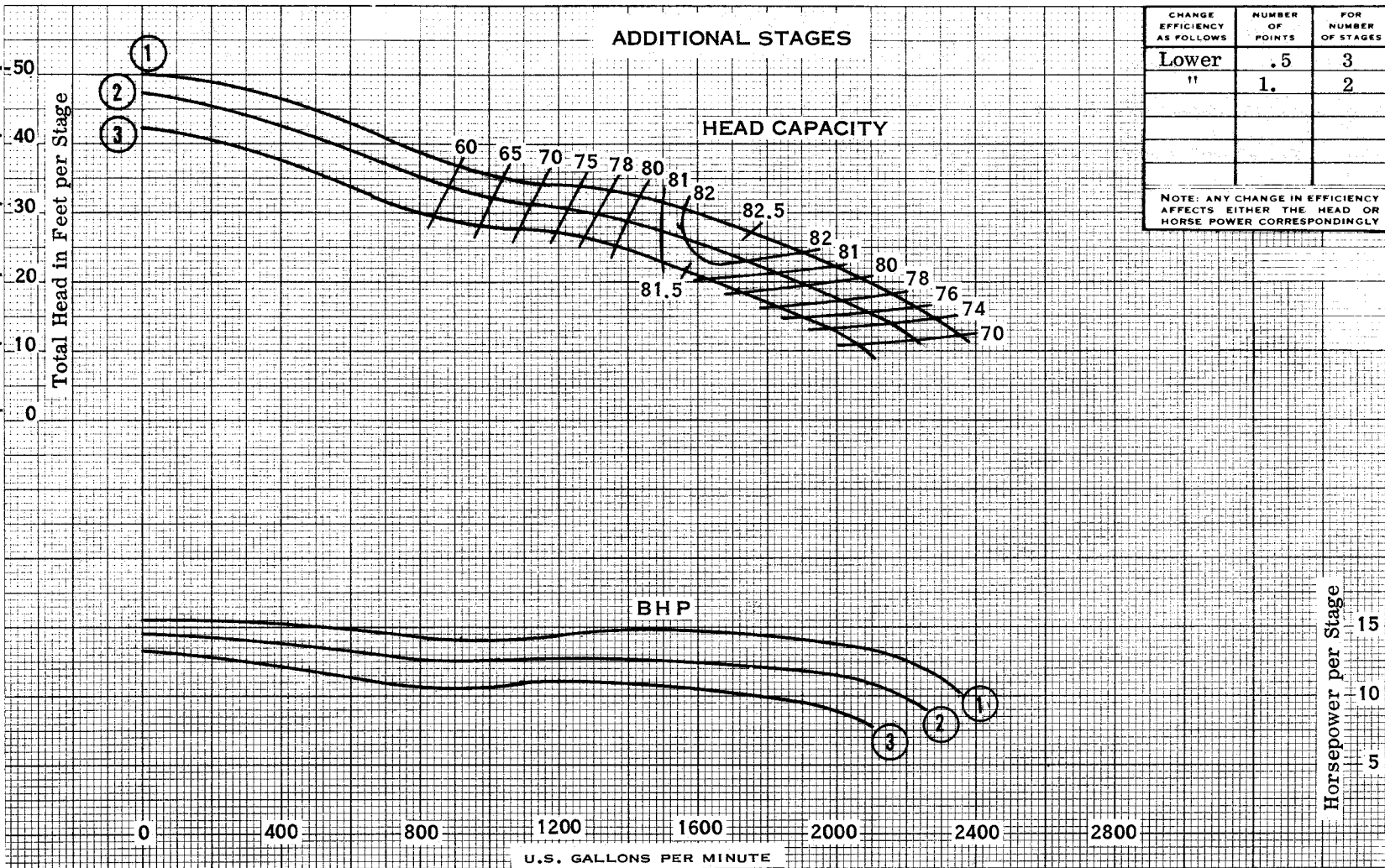
Peerless Pump Company
Indianapolis, IN 46207-7025

VERTICAL TURBINE PUMPS

Section 140
11-824

Total Head in Feet for _____ Stages

Horsepower for _____ Stages



HYDRAULIC PERFORMANCE WARRANTY	CURVE NO.	IMPELLER NO.	IMPELLER DIA.	TAKEN FROM	Customer _____											
at designated point only, and contingent on: Proper flow to pump suction Proper submergence Fluid free of gas, air & abrasives Proper lateral setting of impeller	1	2629933	7.59 x 9.47	49732	Item _____											
	2	2629933	7.125 x 9.438	49730	Peerless Ref. No: _____											
	3	2629933	6.875 x 8.875	49743	Laboratory Performance											
	4				<table border="1"> <tr> <td>SIZE</td> <td>12 HXH</td> <td>RPM</td> <td>1460</td> <td>BOWL</td> <td>2629967 CIE</td> </tr> <tr> <td></td> <td></td> <td></td> <td></td> <td>CURVE</td> <td>4805572</td> </tr> </table>	SIZE	12 HXH	RPM	1460	BOWL	2629967 CIE					CURVE
SIZE	12 HXH	RPM	1460	BOWL	2629967 CIE											
				CURVE	4805572											

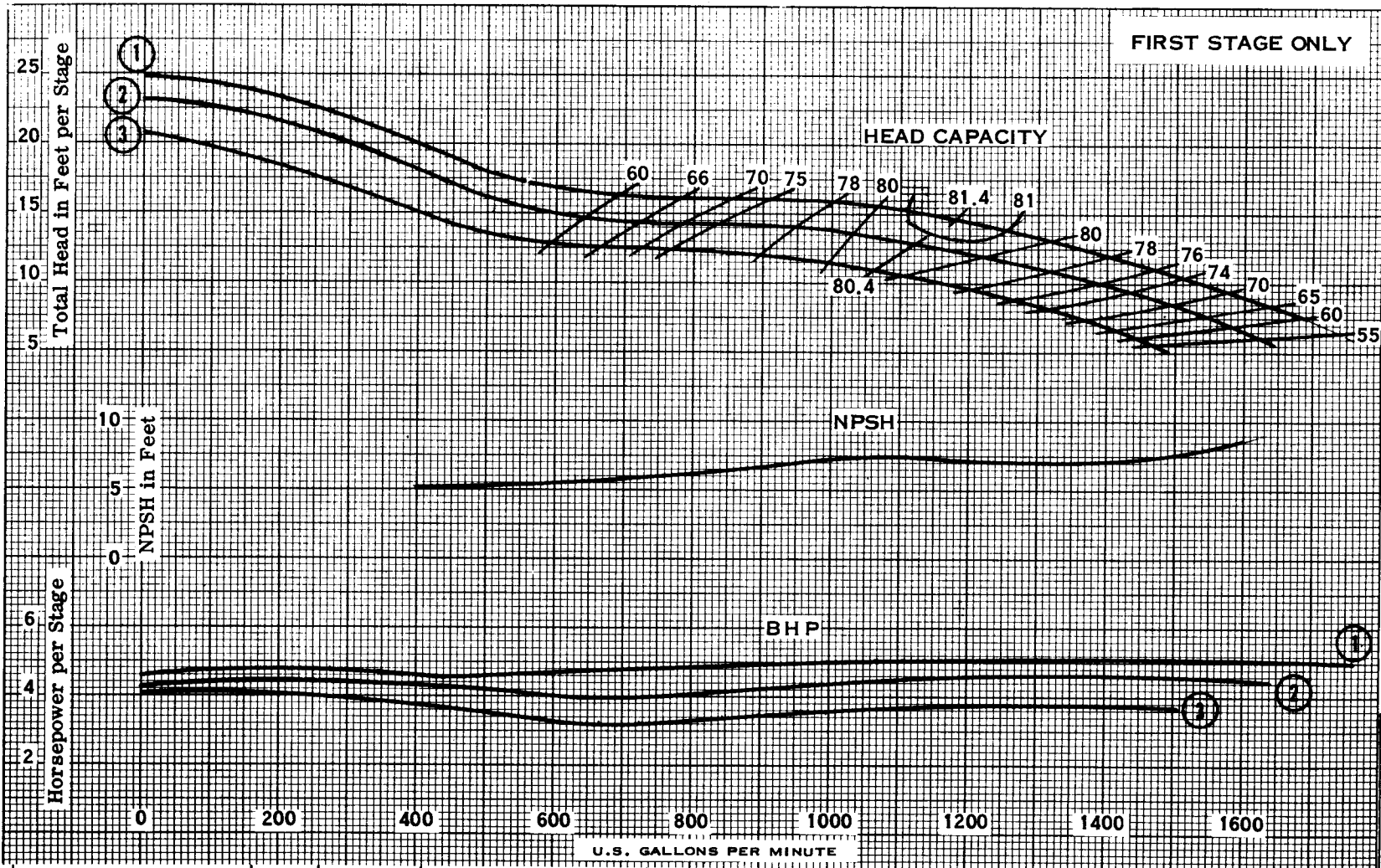
140-50Hz Page 63

PUMP DESCRIPTION: Driver _____; Head _____; Column _____
 BOWL PERFORMANCE: Capacity _____ gpm; Head _____ ft; Eff _____ %; BHP _____
 FIELD

VERTICAL TURBINE PUMPS



Peerless Pump Company
Indianapolis, IN 46207-7026



HYDRAULIC PERFORMANCE WARRANTY at designated point only, and contingent on: Proper flow to pump suction Proper submergence Fluid free of gas, air & abrasives Proper lateral setting of impeller	CURVE NO.	IMPELLER NO.	IMPELLER DIA.	TAKEN FROM	Customer _____	
	1	2629933	7.59 x 9.47	49740	Item _____	
	2	2629933	7.125 x 9.438	50839	Peerless Ref. No: _____	
	3	2629933	6.875 x 8.875	49743	Laboratory Performance	
4				SIZE 12 HXH	RPM 970	BOWL 2629967 CIE
					CURVE 4805569	

PUMP DESCRIPTION: Driver _____; Head _____; Column _____

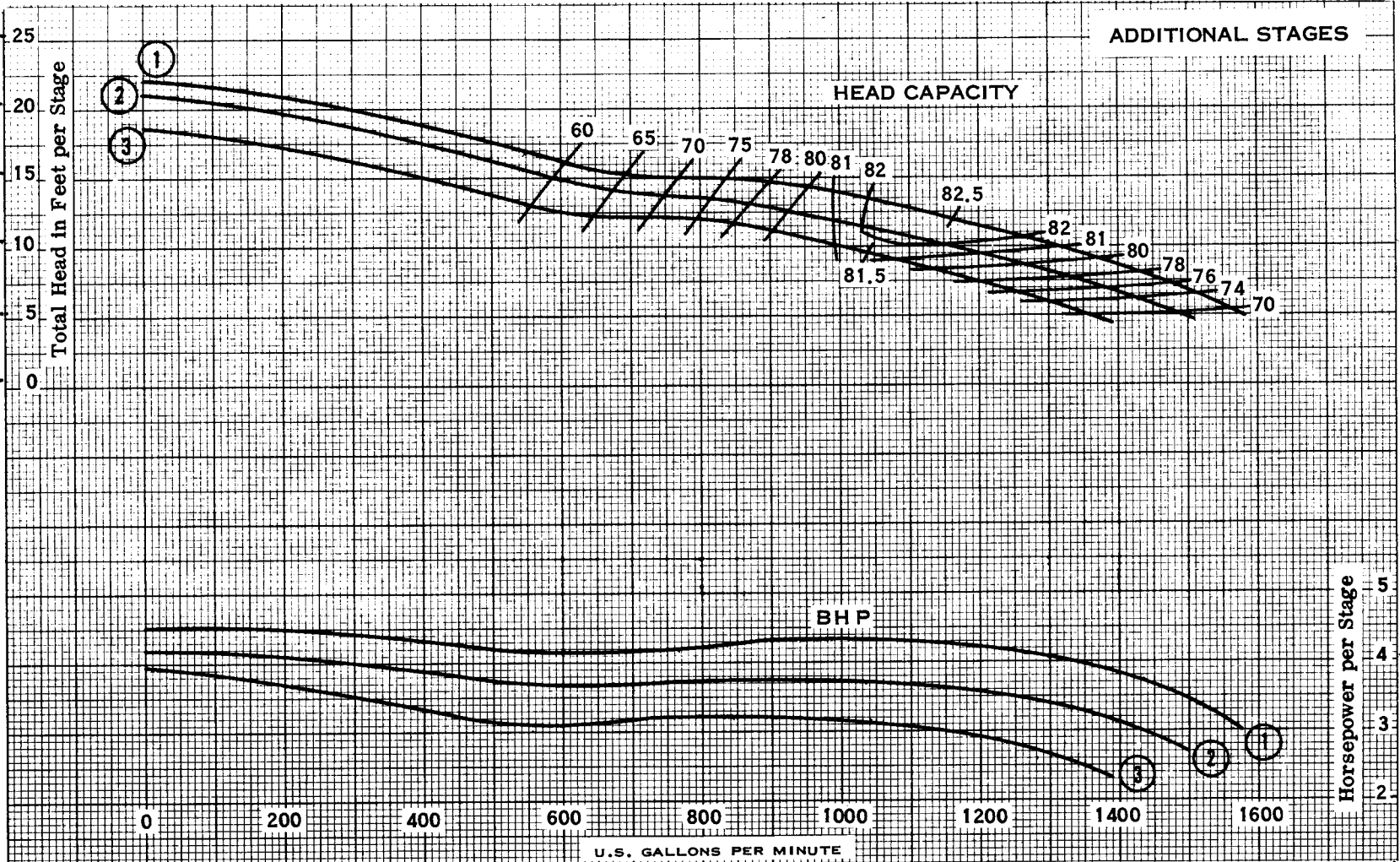
BOWL FIELD PERFORMANCE: Capacity _____ gpm; Head _____ ft; Eff _____ %; BHP _____



Peerless Pump Company
Indianapolis, IN 46207-7025

VERTICAL TURBINE PUMPS

Horsepower for _____ Stages



Total Head in Feet for _____ Stages

140-50Hz Page

111

HYDRAULIC PERFORMANCE WARRANTY
at designated point only, and contingent on:
Proper flow to pump suction
Proper submergence
Fluid free of gas, air & abrasives
Proper lateral setting of impeller

CURVE NO.	IMPELLER NO.	IMPELLER DIA.	TAKEN FROM
1	2629933	7.59 x 9.47	49732
2	2629933	7.125 x 9.438	49730
3	2629933	6.875 x 8.875	49743
4			

Customer _____			
Item _____			
Peerless Ref. No: _____			
Laboratory Performance		BOWL	2629967 CIE
SIZE	12 HXH	RPM	970
		CURVE	4805573

PUMP DESCRIPTION: Driver _____; Head _____; Column _____
 BOWL PERFORMANCE: Capacity _____ gpm; Head _____ ft; Eff _____ %; BHP _____
 FIELD