



Peerless Pump Company
Indianapolis, IN 46207-7025

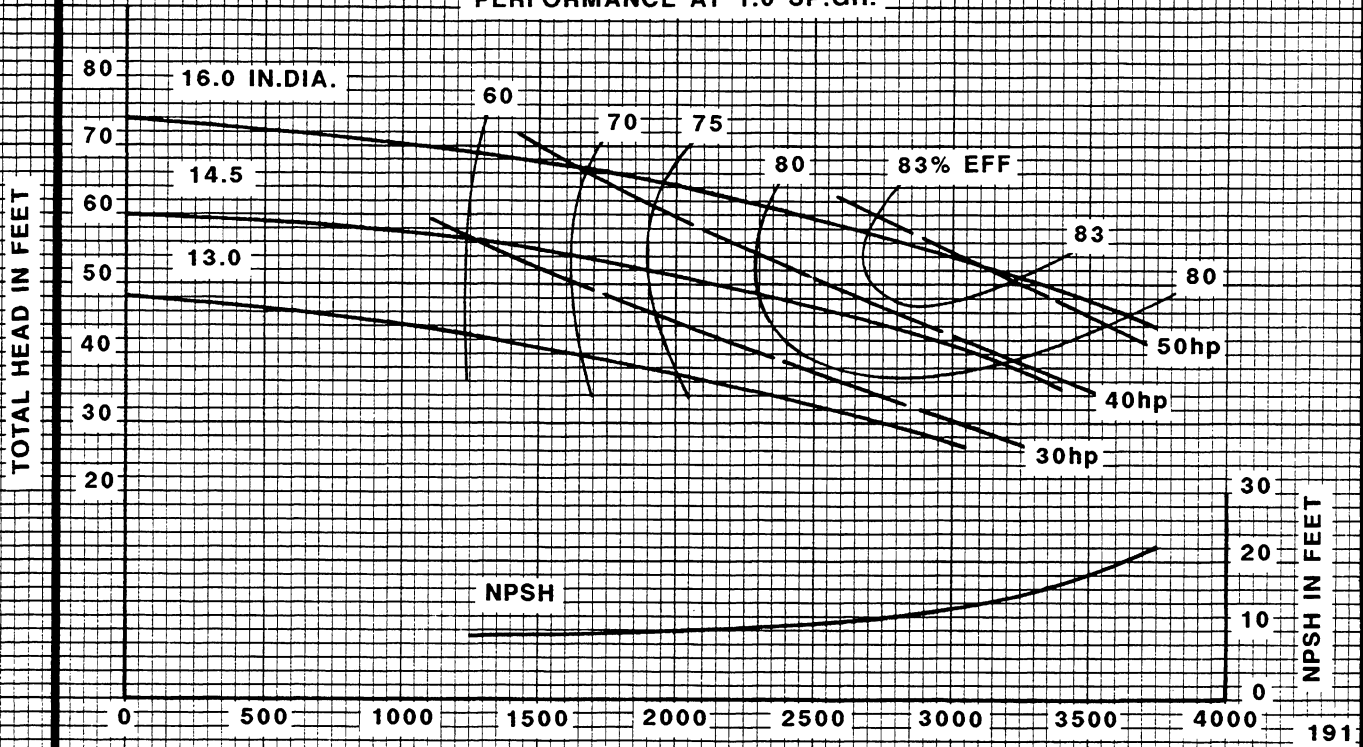
HORIZONTAL SPLIT CASE PUMPS
Type 10AE16 Size 10 x 12 x 16

SECTION 1240

870

RPM

VELOCITY HEAD INCLUDED
TOTAL EYE AREA 100.0 SQ.IN.
SPHERE SIZE 1.12 IN.
PERFORMANCE AT 1.0 SP.GR.



IMPELLER 2692881

U.S. GALLONS PER MINUTE

CURVE 3132126



Peerless Pump Company
Indianapolis, IN 46207-7025

HORIZONTAL SPLIT CASE PUMPS

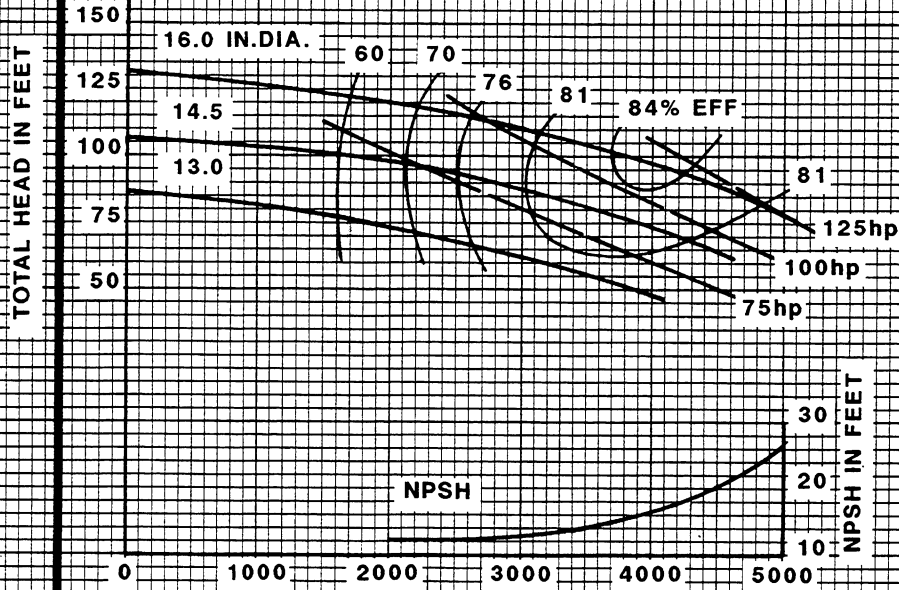
Type 10AE16

Size 10 x 12 x 16

SECTION 1240

1165 RPM

VELOCITY HEAD INCLUDED
TOTAL EYE AREA 100.0 SQ. IN.
SPHERE SIZE 1.12 IN.
PERFORMANCE AT 1.0 SP. GR.



191

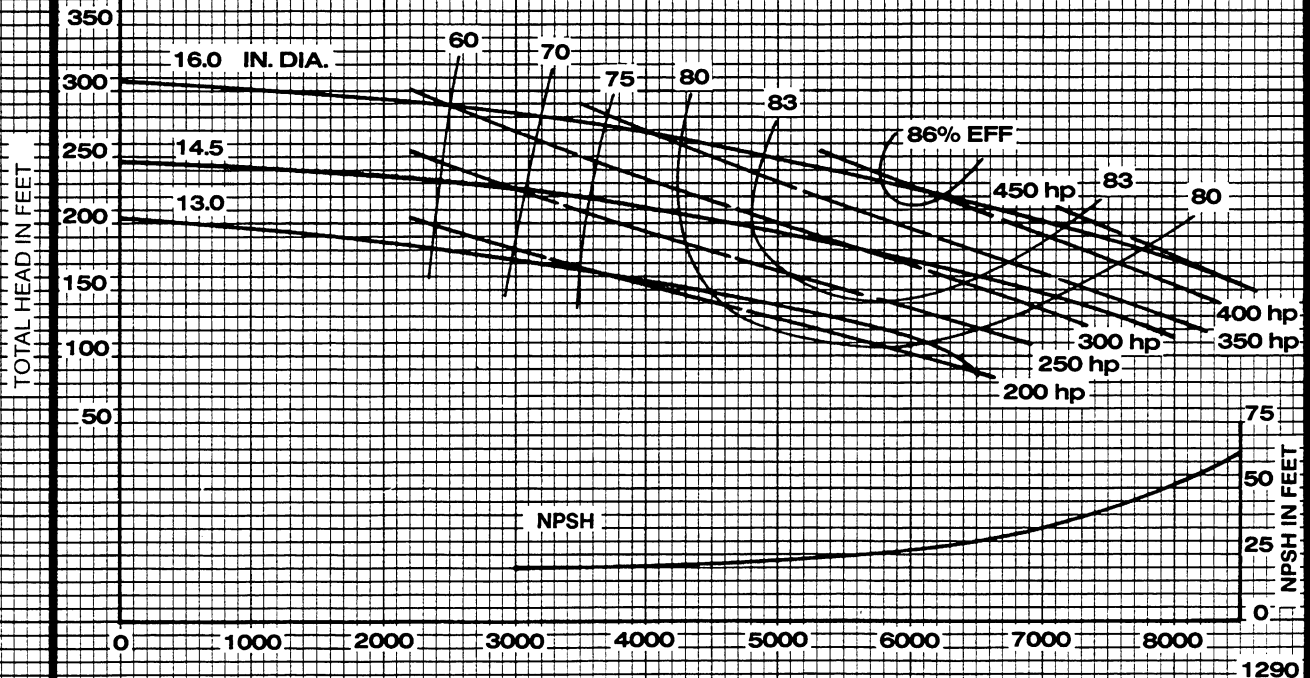
IMPELLER 2692881

U.S. GALLONS PER MINUTE

CURVE 3132125

1775 RPM

VELOCITY HEAD INCLUDED
TOTAL EYE AREA 100.0 SQ. IN.
SPHERE SIZE 1.12 IN.
PERFORMANCE AT 1.0 SP. GR.



1290

IMPELLER 2692881

U.S. GALLONS PER MINUTE

CURVE 3132120