



Peerless Pump

BUILDING TRADES PUMP

Series BT

Specifications:

Rates of Flow

Up to 7,500 gpm
(1,704 m³/hr)

Pump Sizes

2" through 10" discharge

Head

Up to 250 feet
(76m)

Working Pressure

175 psig
(12 kg/cm², 1,207kPa)

Horsepower

Up to 250 hp
(186 kW)

Temperature

Up to 225°F
(107°C)

Materials of Construction

Cast iron; bronze fitted



The Peerless® BT Pump

The Peerless BT pump is a cast iron, bronze-fitted single stage double suction horizontal split case pump. Engineered and manufactured in the U.S.A. using the latest technology, the BT has been specifically designed to meet the needs of both installing contractors and owners in the HVAC and Plumbing Markets.

The BT pump is a cost-effective, reliable, durable and efficient pump: the best value in the marketplace.

Featuring

Innovative **compact casing design** allows for space savings in pump room layouts. Its true axially-split case design allows for removal of the rotating element without disturbing piping or motor.

Cast bronze, one piece **impeller** is hydraulically and dynamically balanced for vibration-free performance and longer bearing and mechanical seal life. Keyed to the shaft, the impeller is positioned axially with retaining rings for easy, accurate re-assembly and centering in casing.

Mechanical seals, standard on all pumps, are capable of handling ethylene glycol solutions necessary for chilled water applications and are suitable for temperatures up to 225°F for hot water applications. Mechanical seals also eliminate expensive stuffing box leakage.

Shaft is solid 416 stainless steel for superior corrosion resistance and can accommodate both right hand and left hand rotation allowing for field change of rotation if required.

Bearings meet or exceed L₁₀ life of 20,000 hours under maximum loading conditions (average life 100,000 hours).

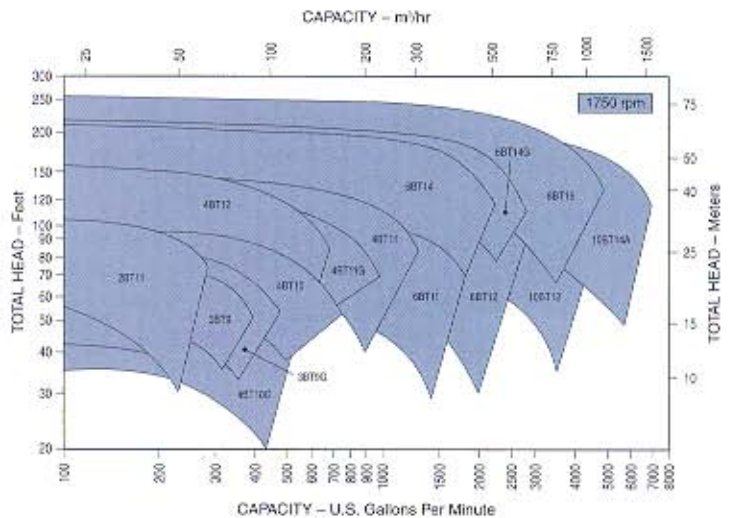
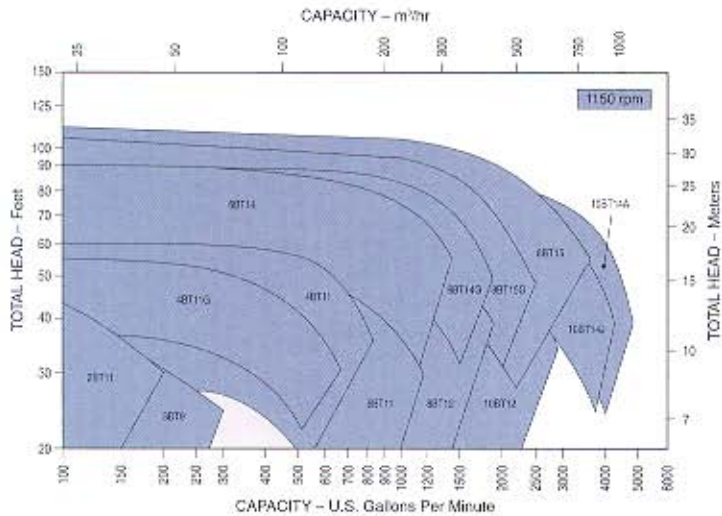
Durable and Maintainable

Pump owners and users will appreciate the BT pump's durability and ease of maintenance. Grooved impeller skirts in combination with bronze casing rings extend the life of this critical clearance, thus increasing meantime between preventive maintenance (MTBPM).

Precision machining of the casing and drop-in, self-aligning cartridge bearings provide accurate and quick installation of the rotating assembly during maintenance. Bearings can be replaced without disassembling the pump.

Parts are made in the U.S.A. and readily available when required.

BT Range Performance Charts



IMPELLER

- Grooved impeller skirt for extended high efficiency performance
- Extra-heavy impeller skirt — can add grooved impeller ring to eliminate need to replace impeller to restore clearances

MECHANICAL SEALS

- Standard for BT pump at no additional cost (packing not available)
- Optional: Provisions on casing for bypass through cyclone separators if solids present in pumpage — optimizes seal operating environment for longer life

SHAFT

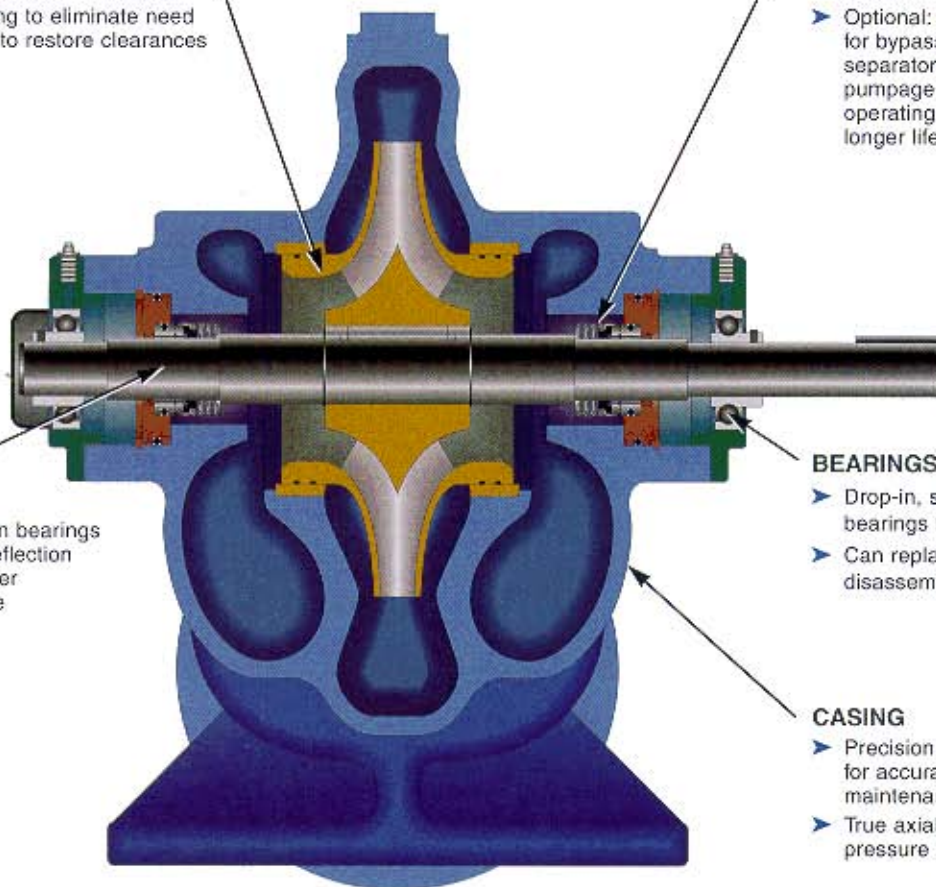
- Short span between bearings assures minimal deflection thus providing longer mechanical seal life

BEARINGS

- Drop-in, self-aligning cartridge bearings for ease of re-assembly
- Can replace bearings without disassembling pump

CASING

- Precision machined and doweled for accurate re-assembly during maintenance
- True axially-split case design for pressure boundary integrity



Peerless Pump Company

P.O. Box 7026 • Indianapolis, IN 46207-7026
Phone: (317) 925-9661 • Fax: (317) 924-7388