



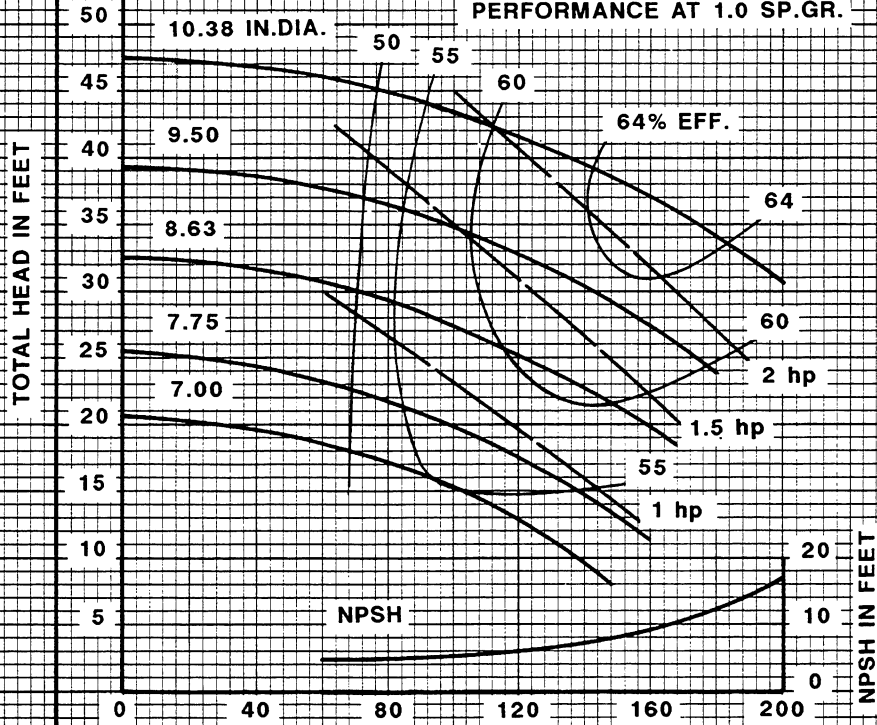
Peerless Pump Company
Indianapolis, IN 46207-7026

HORIZONTAL SPLIT CASE PUMPS
Type 2AE11 Size 2 x 3 x 10.38

SECTION 1240

1150 RPM

VELOCITY HEAD INCLUDED
TOTAL EYE AREA 9.70 SQ.IN.
SPHERE SIZE .38 IN.
PERFORMANCE AT 1.0 SP.GR.



392

IMPELLER 2693522

U.S. GALLONS PER MINUTE

CURVE 3132128



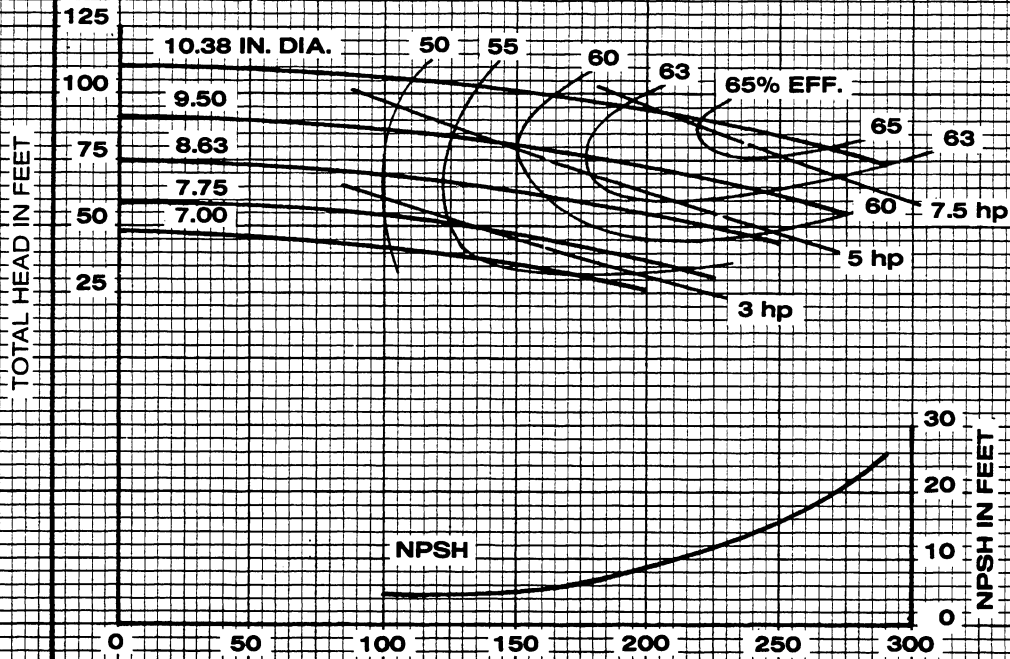
Peerless Pump Company
Indianapolis, IN 46207-7025

HORIZONTAL SPLIT CASE PUMPS
Type 2AE11 Size 2x3x10.38

SECTION 1240

1750 RPM

VELOCITY HEAD INCLUDED
TOTAL EYE AREA 9.7 SQ. IN.
SPHERE SIZE .38 IN.
PERFORMANCE AT 1.0 SP. GR.



287

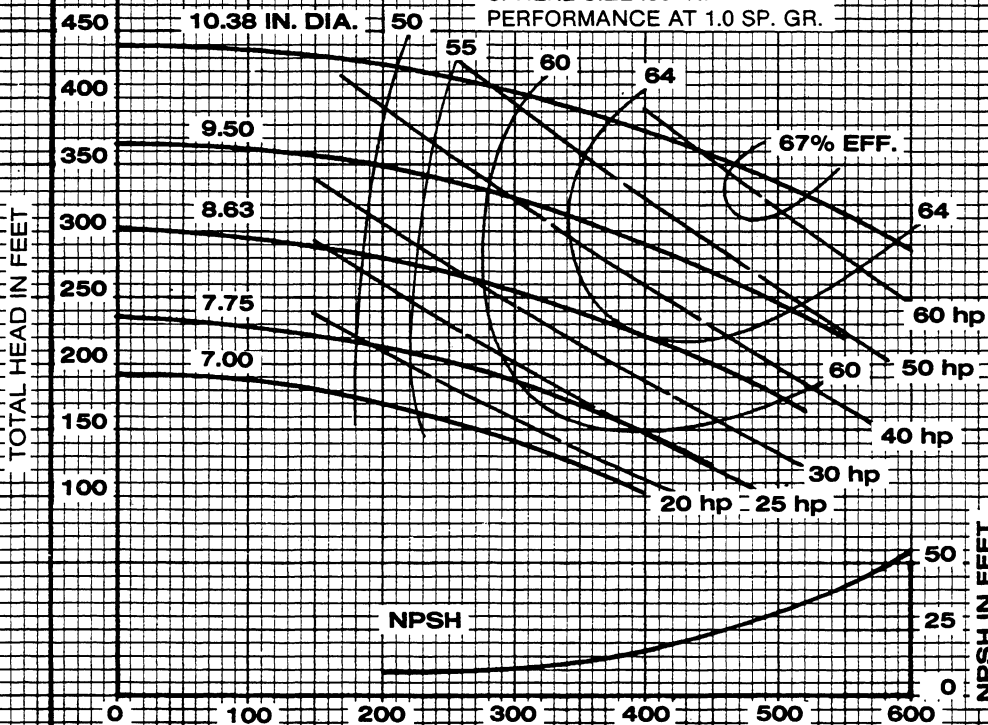
IMPELLER 2693522

U.S. GALLONS PER MINUTE

CURVE 3132042

3500 RPM

VELOCITY HEAD INCLUDED
TOTAL EYE AREA 9.7 SQ. IN.
SPHERE SIZE .38 IN.
PERFORMANCE AT 1.0 SP. GR.



Rev. 787

IMPELLER 2693522

U.S. GALLONS PER MINUTE

CURVE 3132040