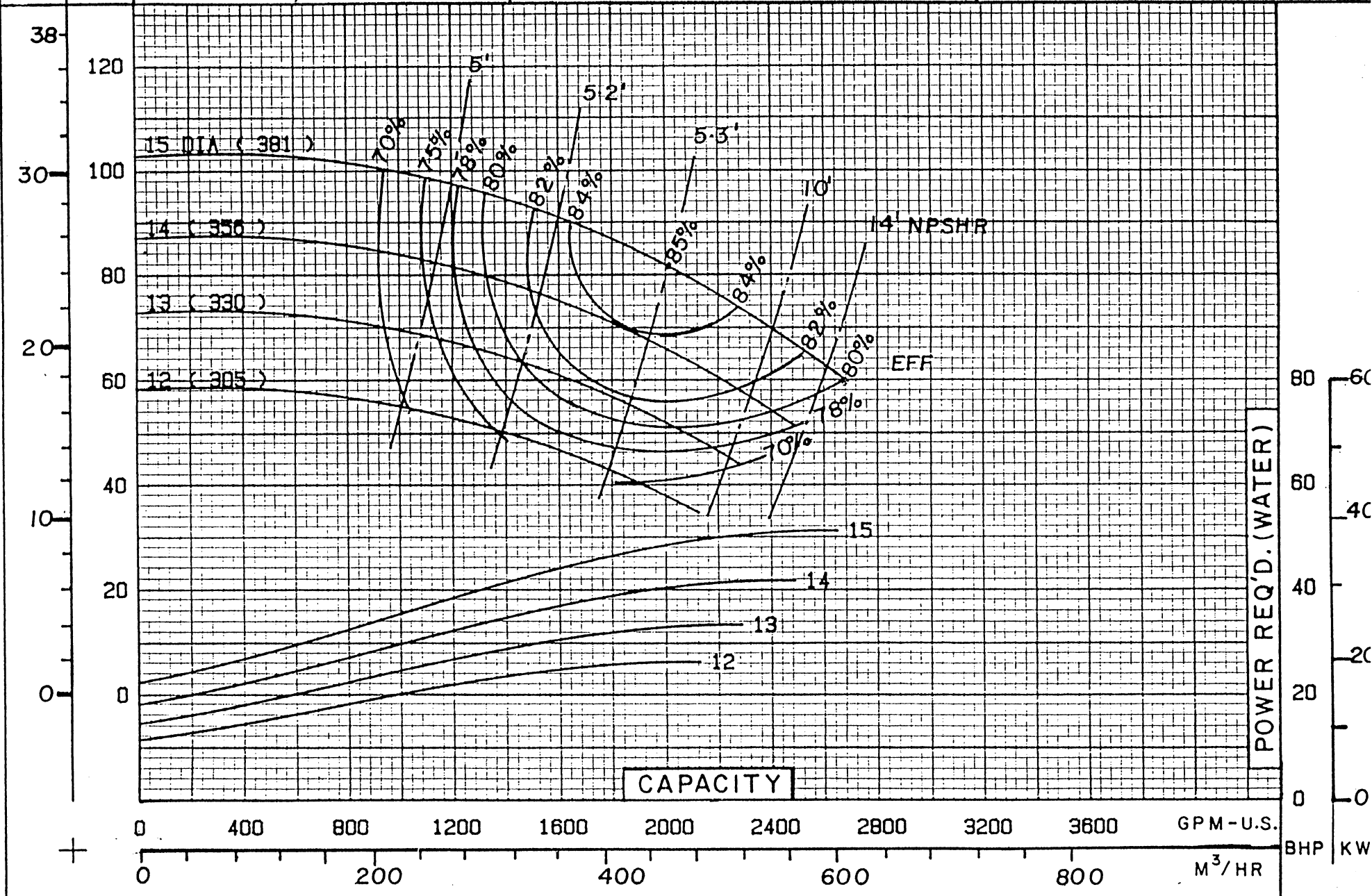


T D H
M FT

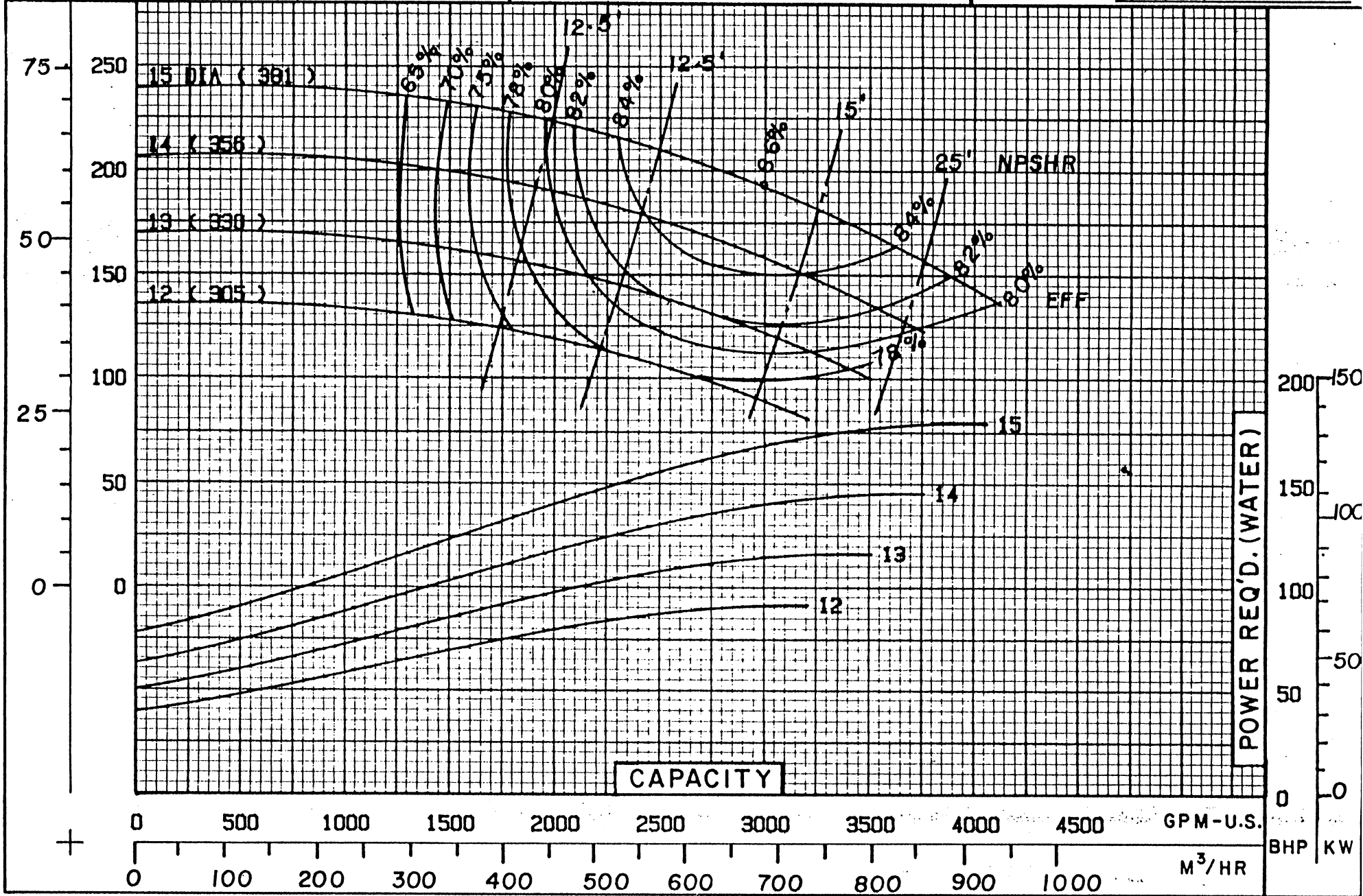


MODEL A120 TYPE LV
 SIZE 10X8-15.0 in 254X203-381 mm
 SPEED 1150 rpm 1.25 max.sphere

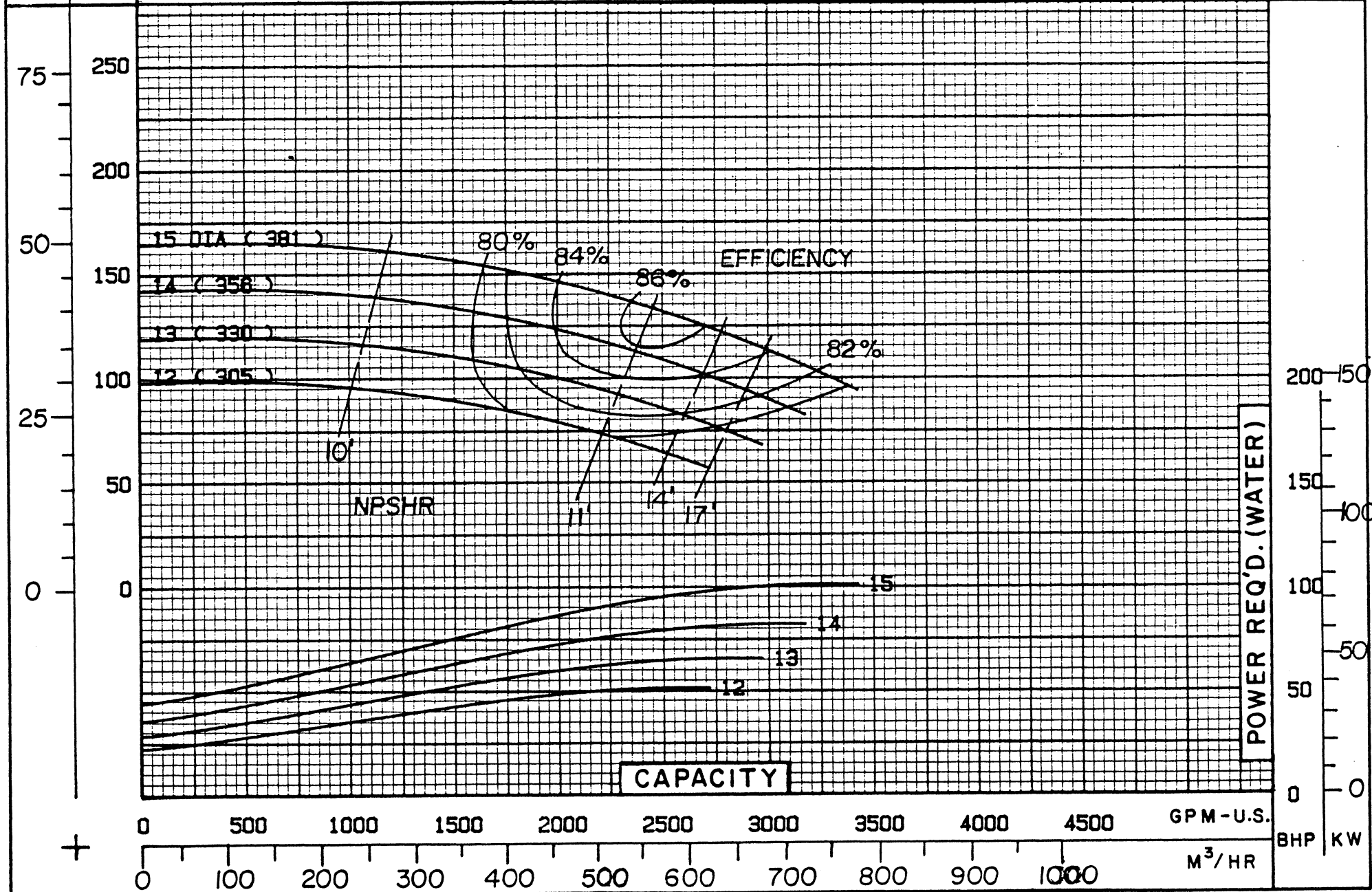
IMPELLER NO. A90V0A
 EYE AREA 63.62 in² 1616 mm²
 CURVE NO. V-12011



T D H		LaBour Taber	MODEL <u>A120</u> TYPE <u>LV</u>	IMPELLER NO. <u>A90V0A</u>
M	FT		SIZE <u>10X8-15.0 in</u> <u>254X203-381 mm</u>	EYE AREA <u>63.62 in²</u> <u>1616 mm²</u>
			SPEED <u>1750 rpm</u> <u>1.25 max.sphere</u>	CURVE NO. <u>V-12017</u>



T D H		LaBour Taber	MODEL <u>A-120</u>	TYPE <u>LV</u>	IMPELLER NO. <u>A90V0A</u>
M	FT		SIZE <u>10x 8-15.0</u>	in <u>254x203-381</u> mm	EYE AREA <u>63.82</u> in ² <u>41048</u> mm ²
		SPEED <u>1450</u> rpm <u>1.25</u> max.sphere			CURVE NO. <u>V-12014</u>



NFR 6-15-88

CURVE NO. V-12014

T D H

M FT

LaBour
Taber

MODEL A-120 TYPE LV
SIZE 10 X 8 - 15.0 in 254 X 203 - 381 mm
SPEED 980 rpm 1.25 max.sphere

IMPELLER NO. A90V0A
EYE AREA 63.62 in² 41048 mm²
CURVE NO. V-12098

