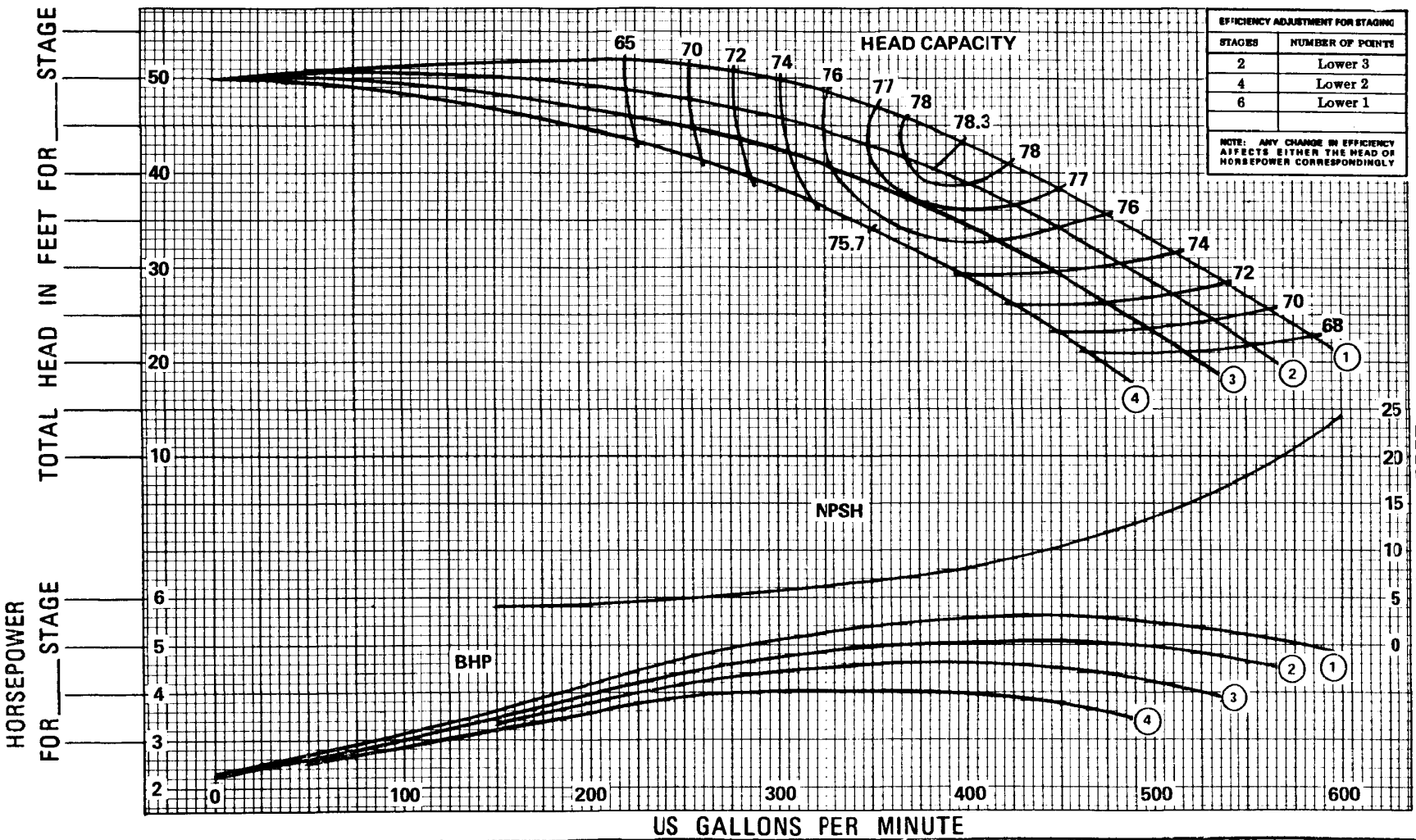




Peerless Pump Company
Indianapolis, IN 46207-0255

VERTICAL TURBINE PUMPS
Model 10LB-1760 Rpm

SECTION 140
Page 1760-25
May, 1983



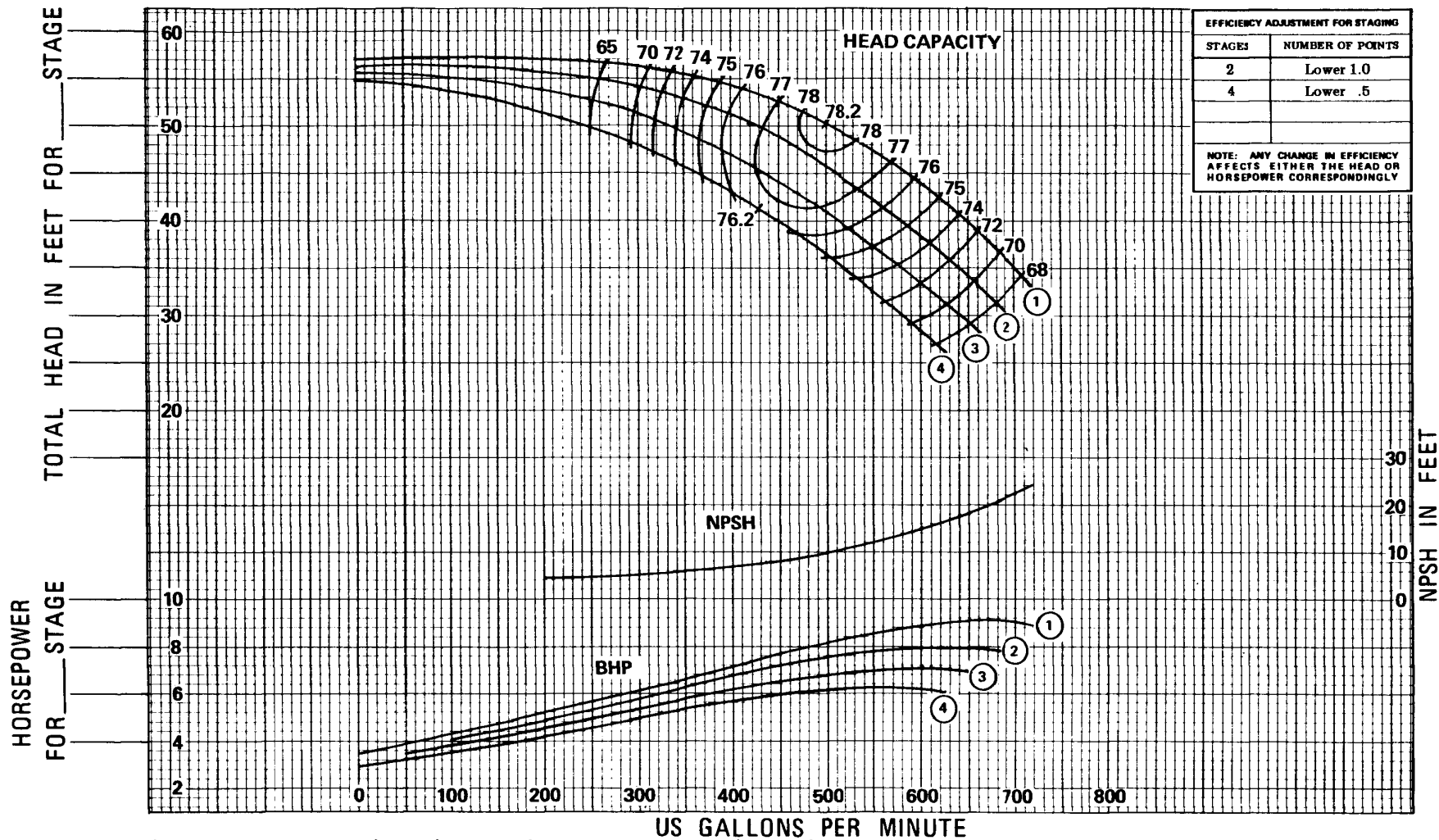
| HYDRAULIC PERFORMANCE WARRANTY Guaranteed at designated point only, and contingent on: Proper flow to pump suction Proper submergence Fluid free of gas, air & abrasives Proper lateral setting of impeller | CURVE NO. | IMPELLER NO. | IMPELLER DIA. | TAKEN FROM | Customer _____ |
|--|-----------|--------------|---------------|------------|--|
| | 1 | 2625032 | 7.50" | 55500 | Item _____ |
| | 2 | 2625032 | 7.00" x 7.50" | 55329 | Peerless Ref. No: _____ |
| | 3 | 2625032 | 6.84" x 7.50" | 55346 | Laboratory Performance |
| | 4 | 2625032 | 6.56" x 7.50" | | SIZE 10LB RPM 1760 BOWL 2625030 CIE CURVE 4806127 |

PUMP DESCRIPTION: Driver _____; Head _____; Column _____
 GUARANTEED BOWL FIELD PERFORMANCE: Capacity _____ gpm; Head _____ ft; Eff _____ %; BHP _____

VERTICAL TURBINE PUMPS
Model 10LB - 1760 Rpm



Peerless Pump Company
Indianapolis, IN 46207-0225



| HYDRAULIC PERFORMANCE WARRANTY Guaranteed at designated point only, and contingent on: Proper flow to pump suction Proper submergence Fluid free of gas, air & abrasives Proper lateral setting of impeller | CURVE NO. | IMPELLER NO. | IMPELLER DIA. | TAKEN FROM | Customer _____ |
|--|-----------|--------------|---------------|------------|--|
| | 1 | 2625033 | 7.50" | 51001 | Item _____ |
| | 2 | 2625033 | 7.06" x 7.50" | 54248 | Peerless Ref. No: _____ |
| | 3 | 2625033 | 6.75" x 7.50" | 53810 | Laboratory Performance |
| | 4 | 2625033 | 6.47" x 7.50" | | SIZE 10LB RPM 1760 BOWL 2625030 CIE CURVE 4806128 |

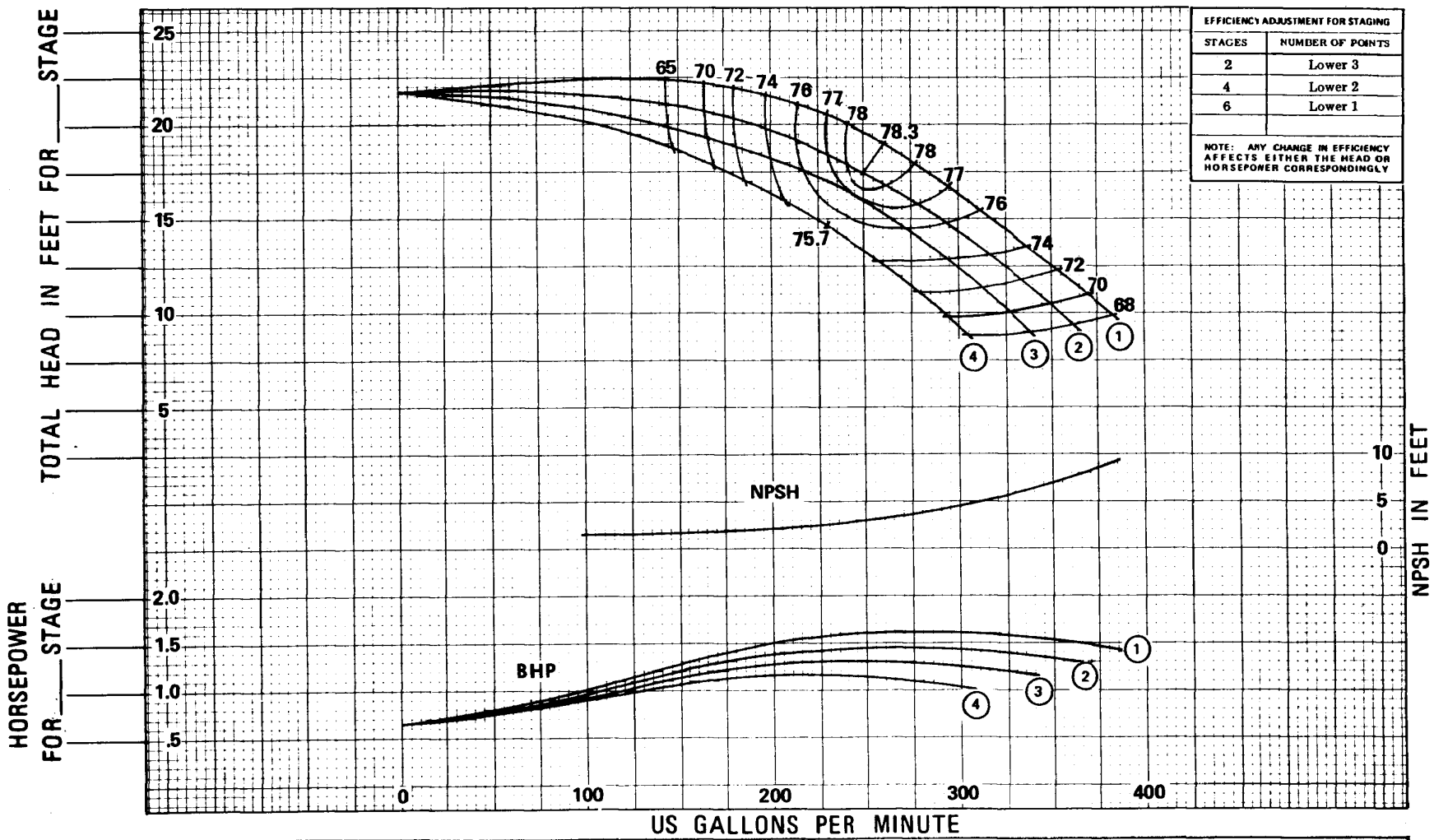
PUMP DESCRIPTION: Driver _____; Head _____; Column _____
 GUARANTEED BOWL PERFORMANCE: Capacity _____ gpm; Head _____ ft; Eff _____ %; BHP _____
 FIELD



Peerless Pump Company
 Indianapolis, IN 46207-7026

VERTICAL TURBINE PUMPS
Model 10LB-1160 Rpm

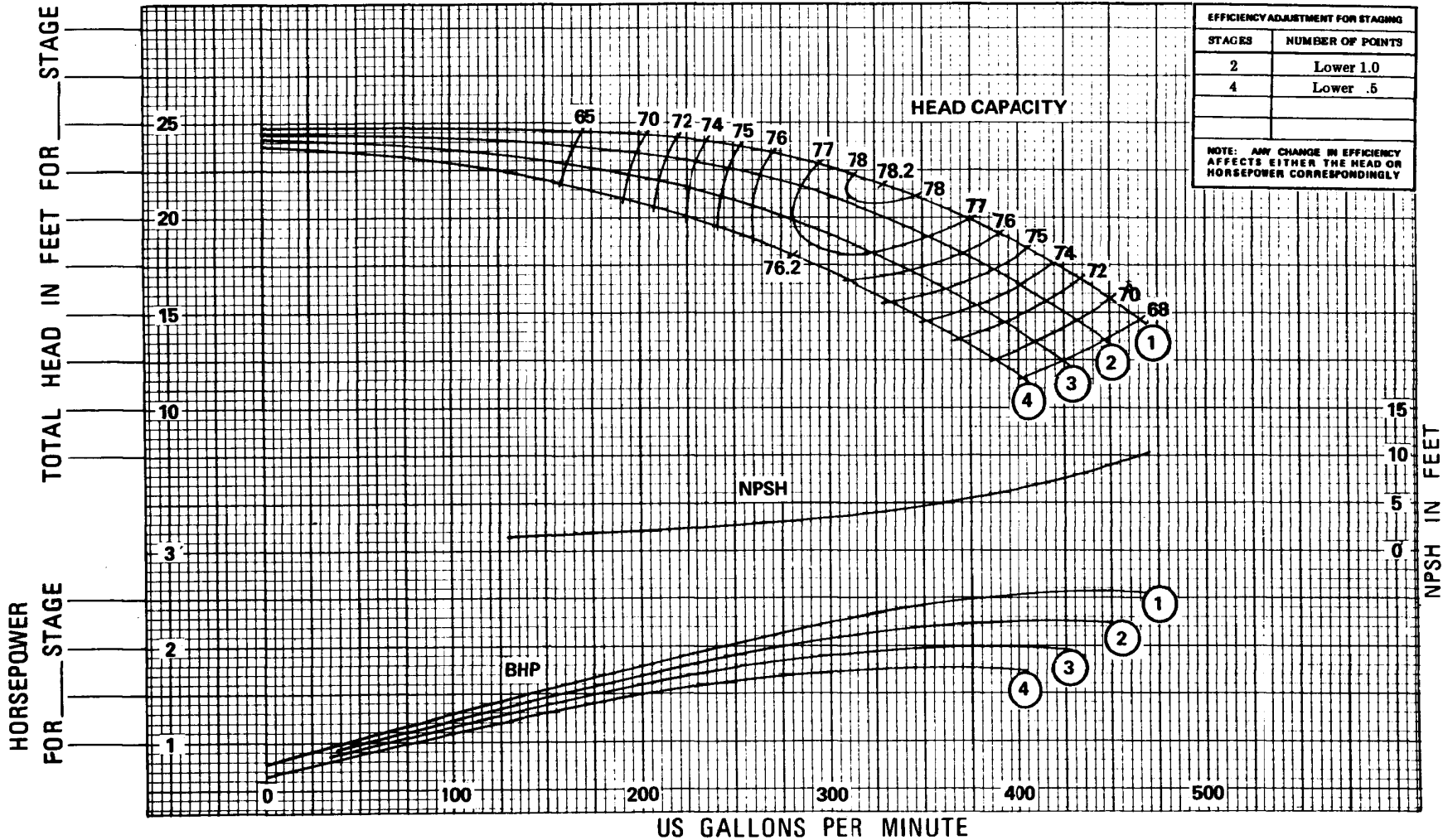
SECTION 140
 Page 1160-1
 May, 1983



| Head and Capacity Warranty Contingent on: Proper flow to pump suction Proper submergence Fluid free of gas, air & abrasives Proper lateral setting of impeller | CURVE NO. | IMPELLER NO. | IMPELLER DIA. | TAKEN FROM | Customer _____ | | | | | | | | | | | | |
|---|-----------|--------------|---------------|------------|---|------|------|-----|------|------|-------------|--|--|--|--|-------|---------|
| | 1 | 2625032 | 7.50" | 55500 | Item _____ | | | | | | | | | | | | |
| | 2 | 2625032 | 7.00" x 7.50" | 55329 | Peerless Ref. No: _____ | | | | | | | | | | | | |
| | 3 | 2625032 | 6.84" x 7.50" | 55346 | Laboratory Performance | | | | | | | | | | | | |
| | 4 | 2625032 | 6.56" x 7.50" | | <table border="1"> <tr> <td>SIZE</td> <td>10LB</td> <td>RPM</td> <td>1160</td> <td>BOWL</td> <td>2625030 CIE</td> </tr> <tr> <td></td> <td></td> <td></td> <td></td> <td>CURVE</td> <td>4806167</td> </tr> </table> | SIZE | 10LB | RPM | 1160 | BOWL | 2625030 CIE | | | | | CURVE | 4806167 |
| SIZE | 10LB | RPM | 1160 | BOWL | 2625030 CIE | | | | | | | | | | | | |
| | | | | CURVE | 4806167 | | | | | | | | | | | | |

PUMP DESCRIPTION: Driver _____; Head _____; Column _____
 BOWL PERFORMANCE: Capacity _____ gpm; Head _____ ft; Eff _____ %; BHP _____
 FIELD

VERTICAL TURBINE PUMPS
Model 10LB - 1160 Rpm



| EFFICIENCY ADJUSTMENT FOR STAGING | |
|-----------------------------------|------------------|
| STAGES | NUMBER OF POINTS |
| 2 | Lower 1.0 |
| 4 | Lower .5 |

NOTE: ANY CHANGE IN EFFICIENCY AFFECTS EITHER THE HEAD OR HORSEPOWER CORRESPONDINGLY

| Head and Capacity Warranty Contingent on: | CURVE NO. | IMPELLER NO. | IMPELLER DIA. | TAKEN FROM | Customer _____ |
|---|---|--------------|---------------|------------|--|
| | Proper flow to pump suction Proper submergence Fluid free of gas, air & abrasives Proper lateral setting of impeller | 1 | 2625033 | 7.50" | 51001 |
| 2 | | 2625033 | 7.06" x 7.50" | 54248 | Peerless Ref. No: _____ |
| 3 | | 2625033 | 6.75" x 7.50" | 53810 | Laboratory Performance |
| 4 | | 2625033 | 6.47" x 7.50" | | SIZE 10LB RPM 1160 BOWL 2625030 CIE CURVE 4806149 |

PUMP DESCRIPTION: Driver _____; Head _____; Column _____

BOWL PERFORMANCE: Capacity _____ gpm; Head _____ ft; Eff _____ %; BHP _____
FIELD



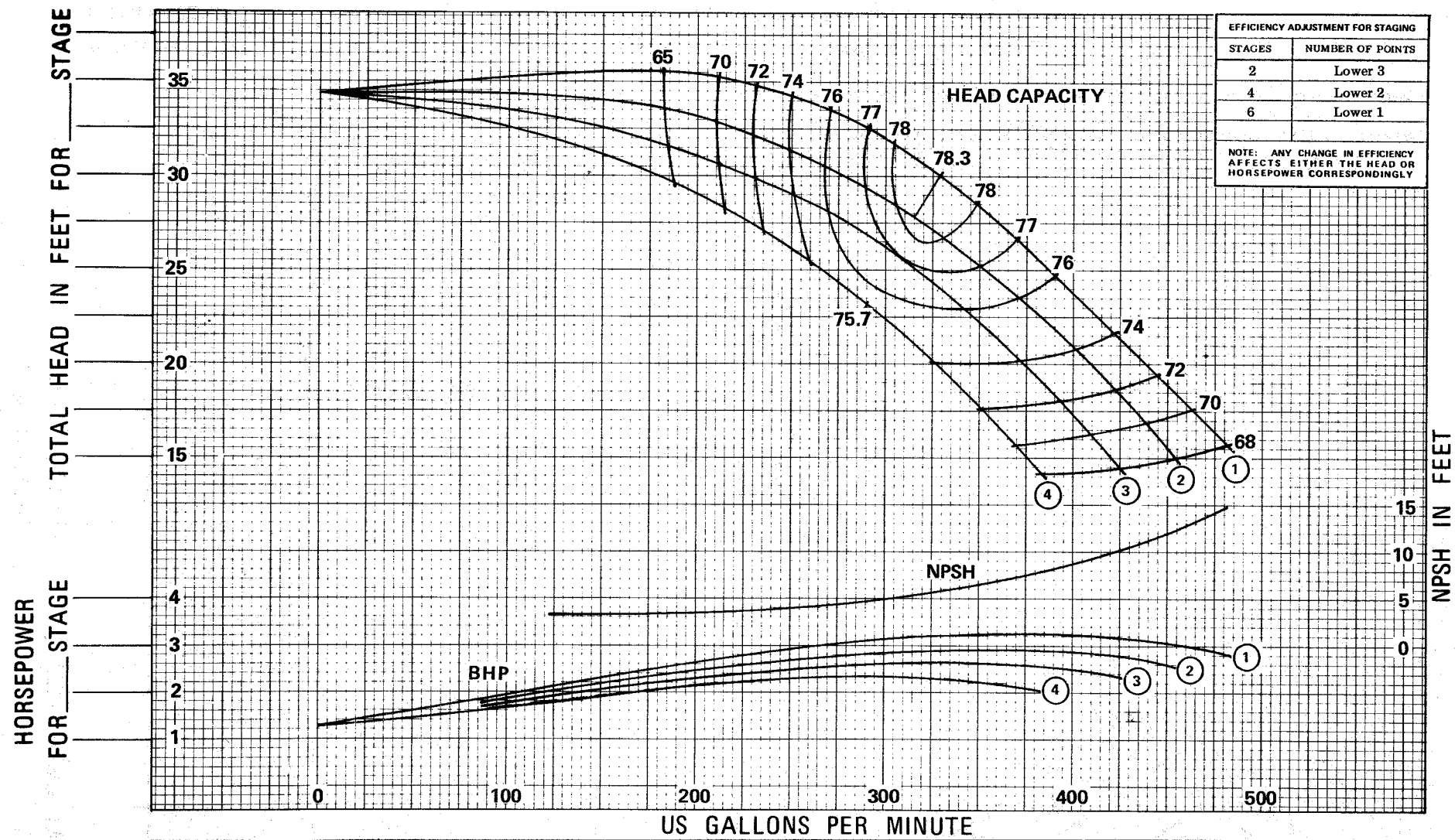
Peerless Pump Company
Indianapolis, IN 46207-7025

VERTICAL TURBINE PUMPS

Section 140
5-83

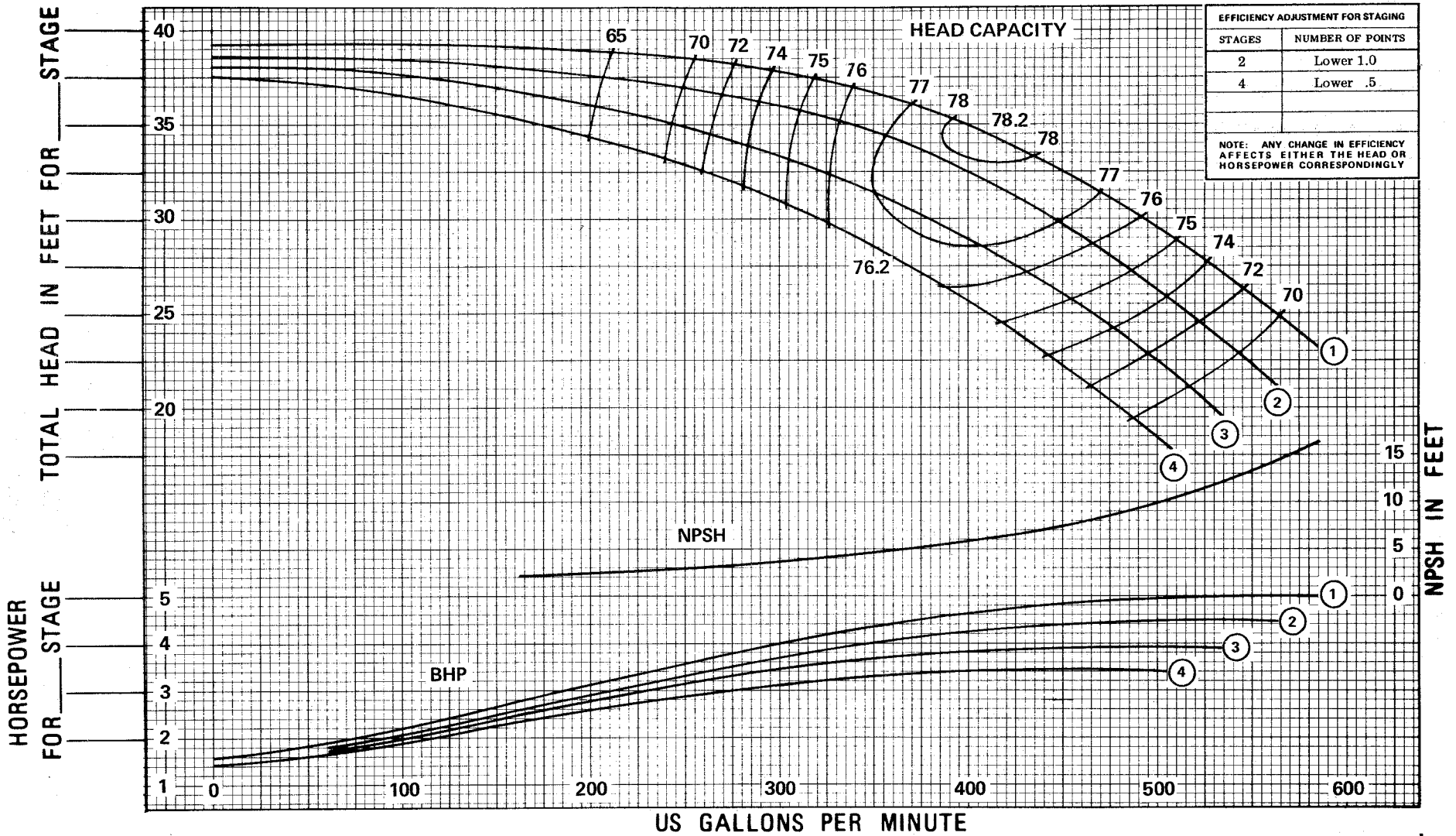
| EFFICIENCY ADJUSTMENT FOR STAGING | |
|-----------------------------------|------------------|
| STAGES | NUMBER OF POINTS |
| 2 | Lower 3 |
| 4 | Lower 2 |
| 6 | Lower 1 |

NOTE: ANY CHANGE IN EFFICIENCY AFFECTS EITHER THE HEAD OR HORSEPOWER CORRESPONDINGLY



| HYDRAULIC PERFORMANCE WARRANTY at designated point only, and contingent on: Proper flow to pump suction Proper submergence Fluid free of gas, air & abrasives Proper lateral setting of impeller | CURVE NO. | IMPELLER NO. | IMPELLER DIA. | TAKEN FROM | Customer | | |
|---|-----------|---------------|---------------|------------|-------------------------------|------------------|---------------|
| | 1 | 2625032 | 7.50" | 55500 | Item | | |
| | 2 | 2625032 | 7.00" x 7.50" | 55329 | Peerless Ref. No: | | |
| | 3 | 2625032 | 6.84" x 7.50" | 55346 | Laboratory Performance | | |
| 4 | 2625032 | 6.56" x 7.50" | — | SIZE 10LB | RPM 1460 | BOWL 2625030 CIE | CURVE 4806179 |

PUMP DESCRIPTION: Driver _____; Head _____; Column _____
 BOWL PERFORMANCE: Capacity _____ gpm; Head _____ ft; Eff _____ %; BHP _____
 FIELD



| EFFICIENCY ADJUSTMENT FOR STAGING | |
|-----------------------------------|------------------|
| STAGES | NUMBER OF POINTS |
| 2 | Lower 1.0 |
| 4 | Lower .5 |

NOTE: ANY CHANGE IN EFFICIENCY AFFECTS EITHER THE HEAD OR HORSEPOWER CORRESPONDINGLY

| HYDRAULIC PERFORMANCE WARRANTY at designated point only, and contingent on: Proper flow to pump suction Proper submergence Fluid free of gas, air & abrasives Proper lateral setting of impeller | CURVE NO. | IMPELLER NO. | IMPELLER DIA. | TAKEN FROM | Customer _____ | | |
|---|-----------|---------------|---------------|------------|-------------------------------|------------------|---------------|
| | 1 | 2625033 | 7.50" | 51001 | Item _____ | | |
| | 2 | 2625033 | 7.06" x 7.50" | 54248 | Peerless Ref. No: _____ | | |
| | 3 | 2625033 | 6.75" x 7.50" | 53810 | Laboratory Performance | | |
| 4 | 2625033 | 6.47" x 7.50" | | SIZE 10LB | RPM 1460 | BOWL 2625030 CIE | CURVE 4806168 |

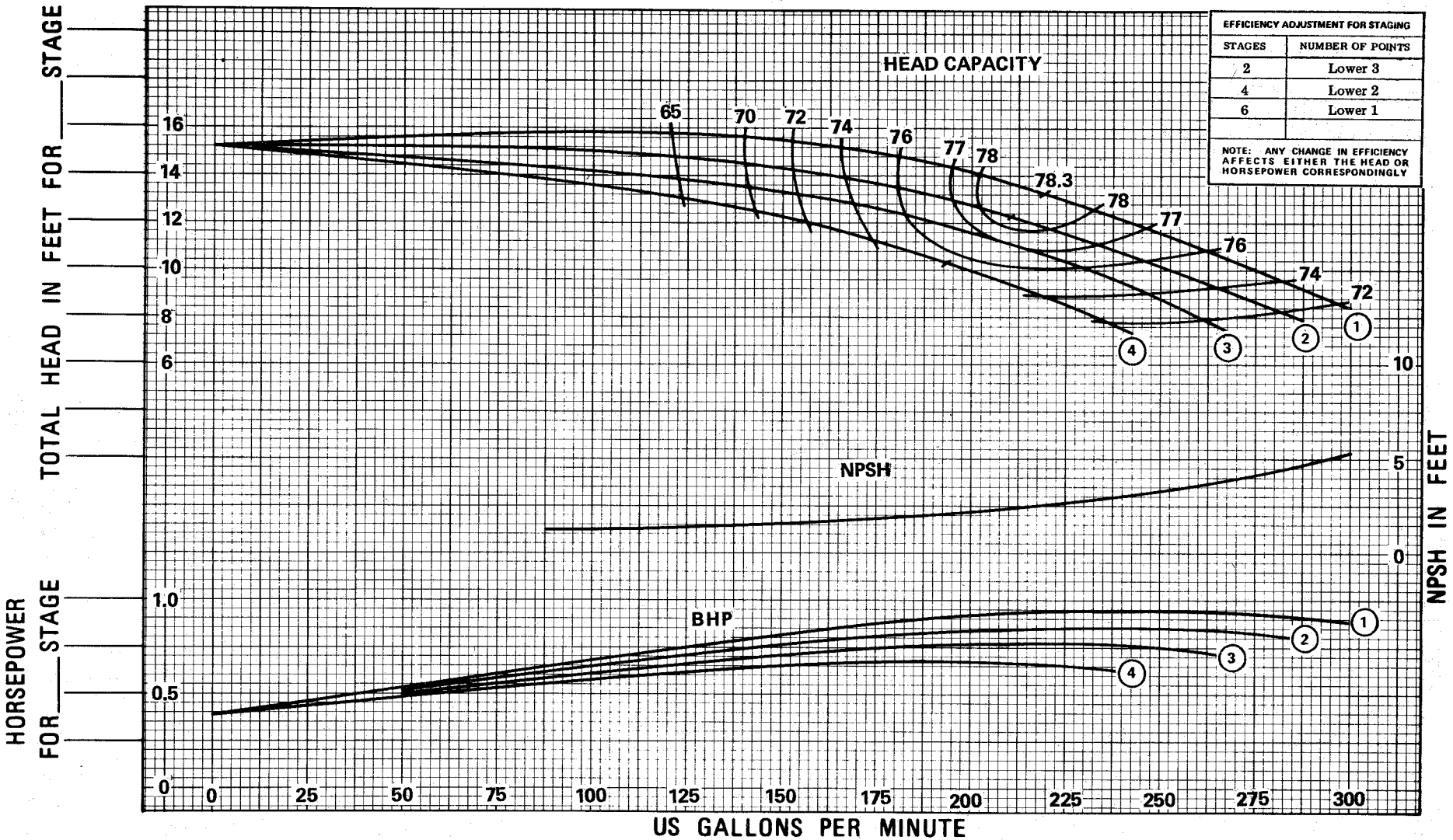
PUMP DESCRIPTION: Driver _____; Head _____; Column _____
 BOWL PERFORMANCE: Capacity _____ gpm; Head _____ ft; Eff _____ %; BHP _____
 FIELD



Peerless Pump Company
Indianapolis, IN 46207-7025

VERTICAL TURBINE PUMPS

Section 140
5-83



| EFFICIENCY ADJUSTMENT FOR STAGING | |
|-----------------------------------|------------------|
| STAGES | NUMBER OF POINTS |
| 2 | Lower 3 |
| 4 | Lower 2 |
| 6 | Lower 1 |

NOTE: ANY CHANGE IN EFFICIENCY AFFECTS EITHER THE HEAD OR HORSEPOWER CORRESPONDINGLY

| HYDRAULIC PERFORMANCE WARRANTY at designated point only, and contingent on: Proper flow to pump suction Proper submergence Fluid free of gas, air & abrasives Proper lateral setting of impeller | CURVE NO. | IMPELLER NO. | IMPELLER DIA. | TAKEN FROM | Customer _____ | |
|---|-----------|---------------|---------------|------------|-------------------------------|------------------|
| | 1 | 2625032 | 7.50" | 55500 | Item _____ | |
| | 2 | 2625032 | 7.00" x 7.50" | 55329 | Peerless Ref. No: _____ | |
| | 3 | 2625032 | 6.84" x 7.50" | 55346 | Laboratory Performance | |
| 4 | 2625032 | 6.56" x 7.50" | — | SIZE 10LB | RPM 970 | BOWL 2625030 CIE |
| | | | | | CURVE 4806178 | |

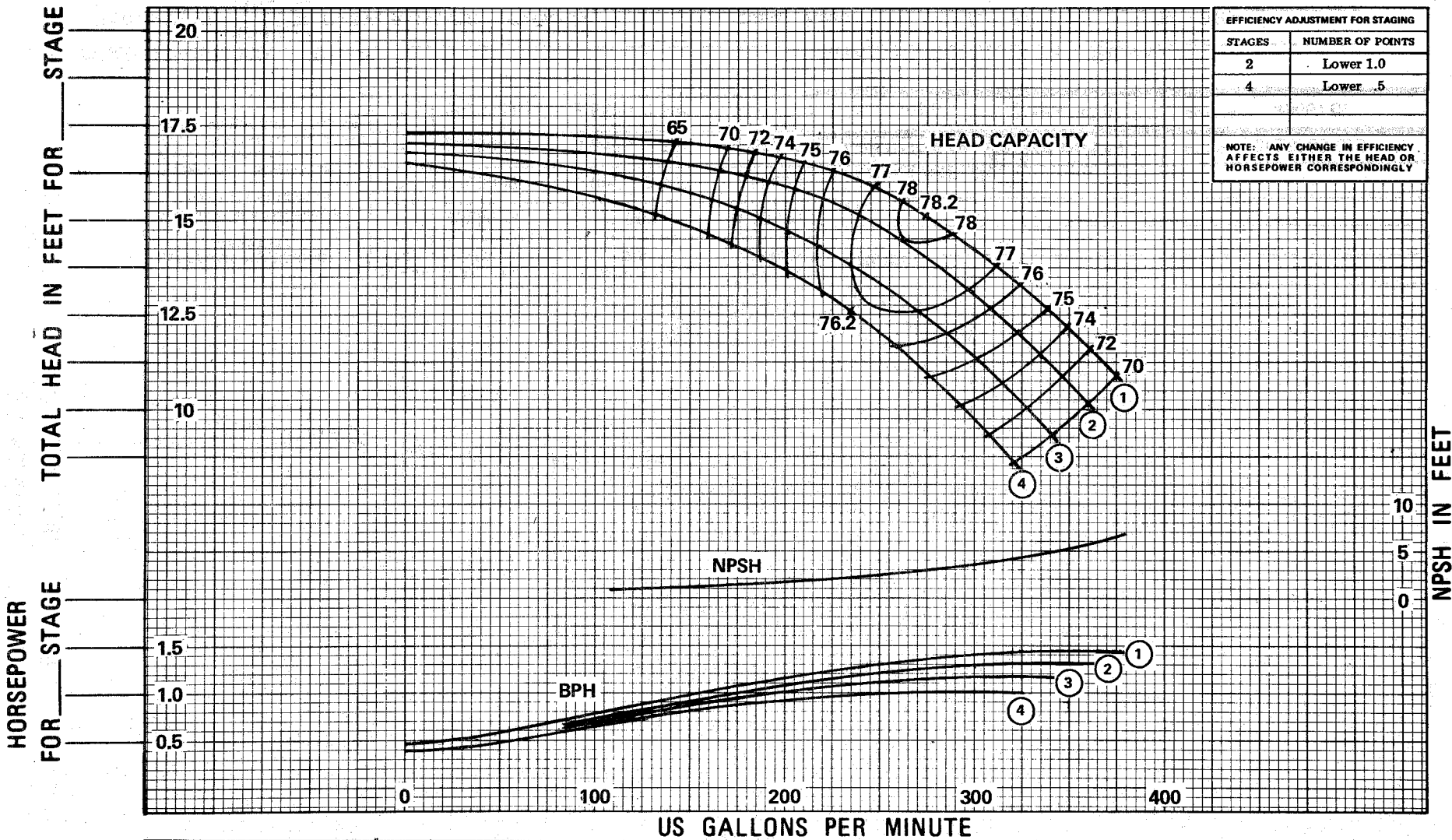
PUMP DESCRIPTION: Driver _____; Head _____; Column _____
 BOWL PERFORMANCE: Capacity _____ gpm; Head _____ ft; Eff _____ %; BHP _____
 FIELD

VERTICAL TURBINE PUMPS



Peerless Pump Company
Indianapolis, IN 46207-7026

| EFFICIENCY ADJUSTMENT FOR STAGING | |
|--|------------------|
| STAGES | NUMBER OF POINTS |
| 2 | Lower 1.0 |
| 4 | Lower .5 |
| NOTE: ANY CHANGE IN EFFICIENCY AFFECTS EITHER THE HEAD OR HORSEPOWER CORRESPONDINGLY | |



| HYDRAULIC PERFORMANCE WARRANTY at designated point only, and contingent on: Proper flow to pump suction Proper submergence Fluid free of gas, air & abrasives Proper lateral setting of impeller | CURVE NO. | IMPELLER NO. | IMPELLER DIA. | TAKEN FROM | Customer _____ | | |
|---|-----------|---------------|---------------|------------|-------------------------------|------------------|--|
| | 1 | 2625033 | 7.50" | 51001 | Item _____ | | |
| | 2 | 2625033 | 7.06" x 7.50" | 54248 | Peerless Ref. No: _____ | | |
| | 3 | 2625033 | 6.75" x 7.50" | 53810 | Laboratory Performance | | |
| 4 | 2625033 | 6.47" x 7.50" | | SIZE 10LB | RPM 970 | BOWL 2625030 CIE | |
| | | | | | | CURVE 4806176 | |

PUMP DESCRIPTION: Driver _____; Head _____; Column _____
 BOWL PERFORMANCE: Capacity _____ gpm; Head _____ ft; Eff _____ %; BHP _____
 FIELD