

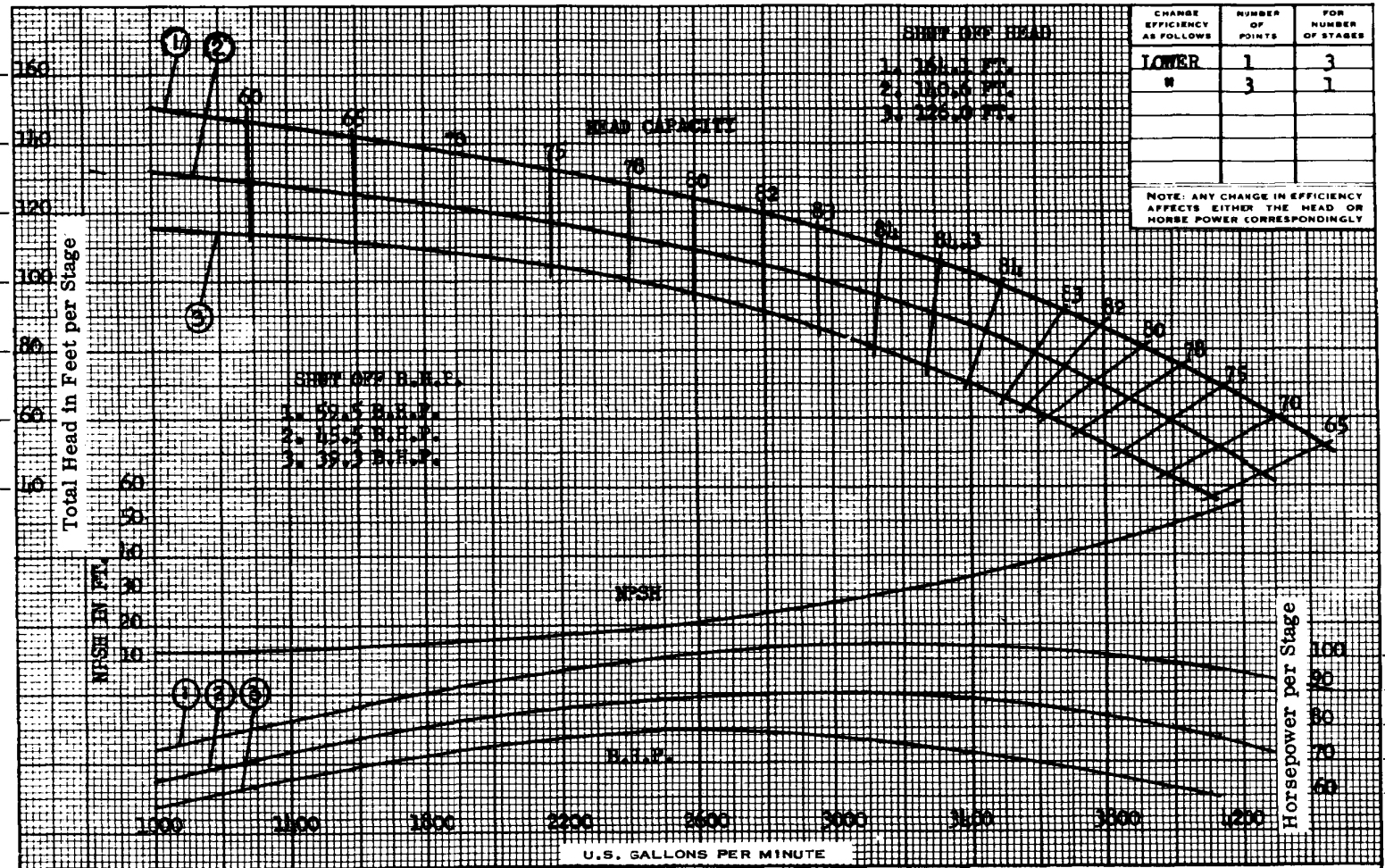


Peerless Pump Company
Indianapolis, IN 46207-7025

VERTICAL TURBINE PUMPS
Model 18MA - 1760 Rpm

SECTION 140
Page 1760-77
October, 1974

Total Head in Feet for _____ Stages



Horsepower for _____ Stages

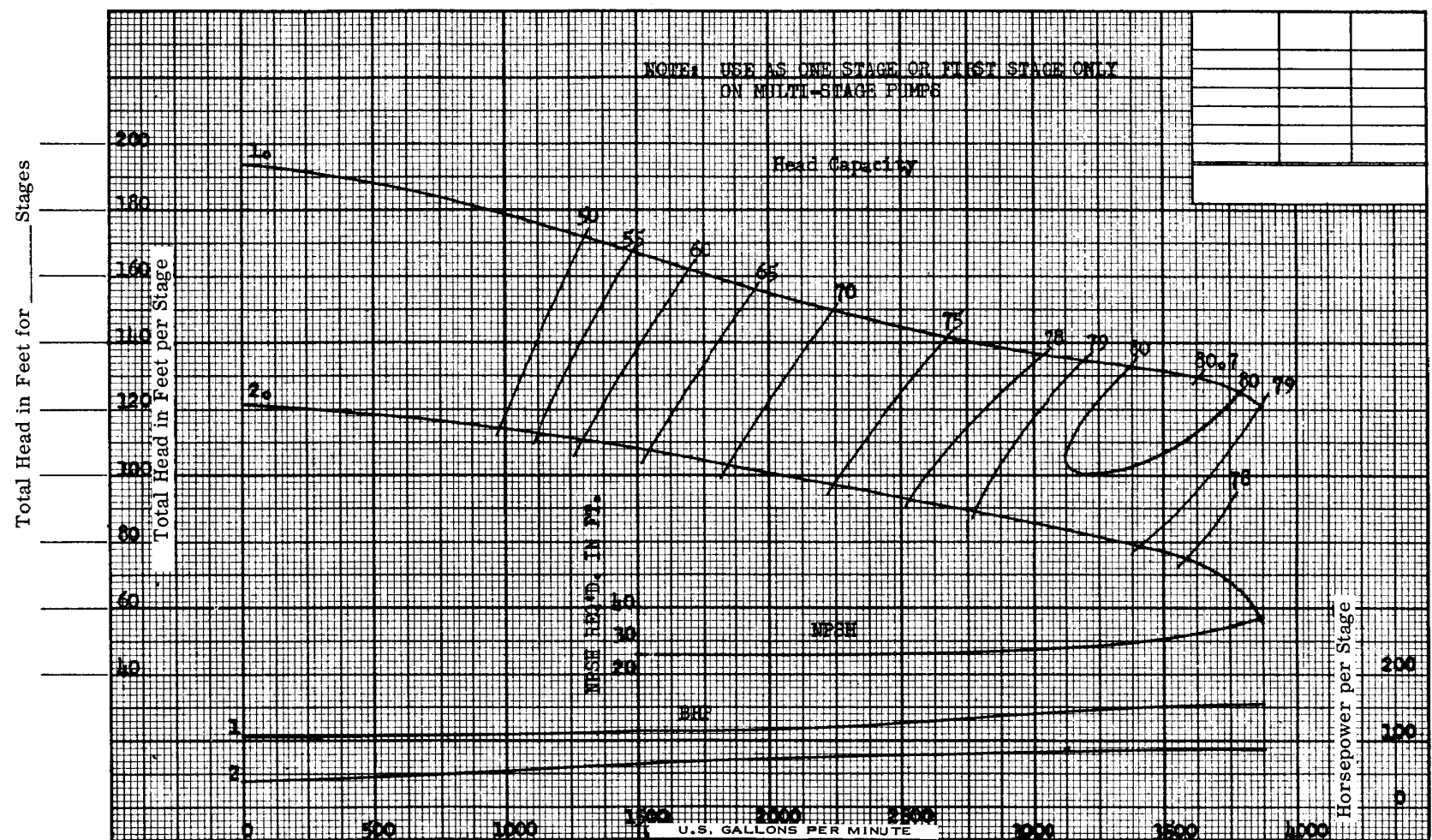
HYDRAULIC PERFORMANCE WARRANTY Guaranteed at designated point only, and contingent on: Proper flow to pump suction Proper submergence Fluid free of gas, air & abrasives Proper lateral setting of impeller	CURVE NO.	IMPELLER NO.	IMPELLER DIA.	TAKEN FROM	Customer: _____					
	1	T-84489	13"	28577	Item No: _____					
	2	T-84489	12½"	30013	Peerless Ref. No: _____					
	3	T-84489	12"	36529	Laboratory Performance	BOWL	T-84487 CIE			
4					SIZE	18 MA	RPM	1760	CURVE	2842795

PUMP DESCRIPTION: Driver _____; Head _____; Column _____
 GUARANTEED FIELD PERFORMANCE: Capacity _____ gpm; Head _____ ft; Eff _____ %; BHP _____

VERTICAL TURBINE PUMPS
Model 18MA - 1760 Rpm



Peerless Pump Company
Indianapolis, IN 46207-7025



HYDRAULIC PERFORMANCE WARRANTY Guaranteed at designated point only, and contingent on: Proper flow to pump suction Proper submergence Fluid free of gas, air & abrasives Proper lateral setting of impeller	CURVE NO.	IMPELLER NO.	IMPELLER DIA.	TAKEN FROM	Customer: _____
	1	2606879	13"	26832	Item No: _____
	2	2606879	11 ⁷ / ₁₆ "	26864	Peerless Ref. No: _____
	3				
Laboratory Performance					BOWL T-84486-E
4				SIZE 18 MA RPM 1760	CURVE 28 27 375

PUMP DESCRIPTION: Driver _____; Head _____; Column _____

GUARANTEED FIELD PERFORMANCE: Capacity _____ gpm; Head _____ ft; Eff _____ %; BHP _____

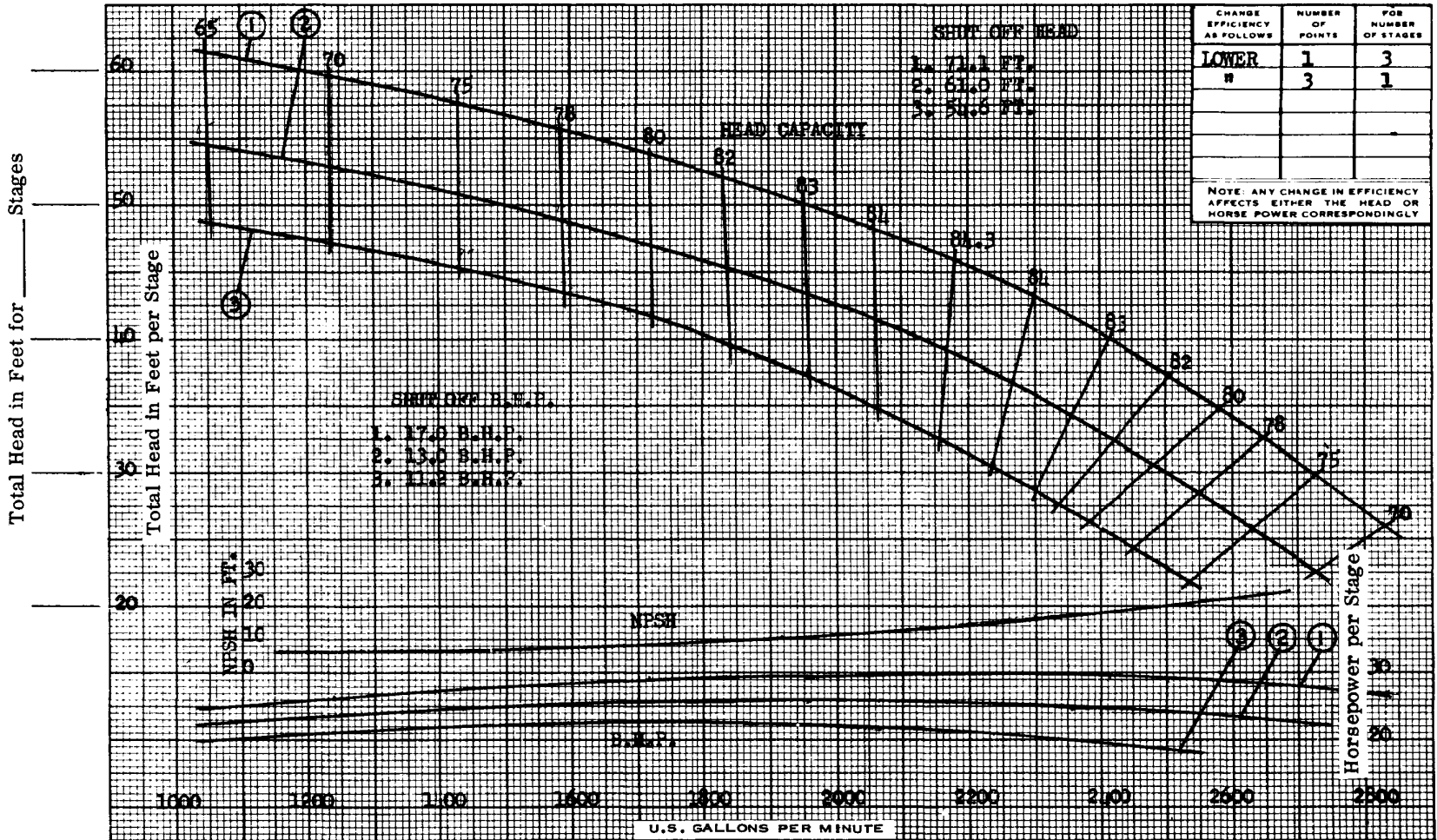


Peerless Pump Company
 Indianapolis, IN 46207-7025

VERTICAL TURBINE PUMPS
 Model 18MA - 1160 Rpm

Horsepower for _____ Stages

SECTION 140
 Page 1160-49
 October, 1974



CHANGE EFFICIENCY AS FOLLOWS	NUMBER OF POINTS	FOR NUMBER OF STAGES
LOWER	1	3
"	3	1

NOTE: ANY CHANGE IN EFFICIENCY AFFECTS EITHER THE HEAD OR HORSE POWER CORRESPONDINGLY

Head and Capacity Warranty Contingent on: Proper flow to pump suction Proper submergence Fluid free of gas, air & abrasives Proper lateral setting of impeller	CURVE NO.	IMPELLER NO.	IMPELLER DIA.	TAKEN FROM	Customer: _____
	1	T-84489	13"	28577	Item No: _____
	2	T-84489	12½"	30013	Peerless Ref. No: _____
	3	T-84489	12"	36529	Laboratory Performance
4				SIZE 18 MA RPM 1160	BOWL T-84487 CIE CURVE 2842797

PUMP DESCRIPTION: Driver _____; Head _____; Column _____
 FIELD PERFORMANCE: Capacity _____ gpm; Head _____ ft; Eff _____ %; BHP _____

VERTICAL TURBINE PUMPS
 Model 18MA - 1160 Rpm



Peerless Pump Company
 Indianapolis, IN 46207-7025

Change Eff.	No. of Pts.	For no. Stg.
Raise	1	3
Lower	1	1

Note: Change in eff. affects HP shown



Head and Capacity Warranty Contingent on: Proper flow to pump suction Proper submergence Fluid free of gas, air & abrasives Proper lateral setting of impeller	CURVE NO.	IMPELLER NO.	IMPELLER DIA.	TAKEN FROM	Customer:
	1	V568-C	13"	30010	Item No:
	2	V568-C	12½"	30012	Peerless Ref. No:
	3				Laboratory Performance
4				SIZE 18 MA RPM 1160 BOWL T-84487-E	CURVE 2821145

PUMP DESCRIPTION: Driver _____; Head _____; Column _____
 FIELD PERFORMANCE: Capacity _____ gpm; Head _____ ft; Eff _____ %; BHP _____

Horsepower for _____ Stages

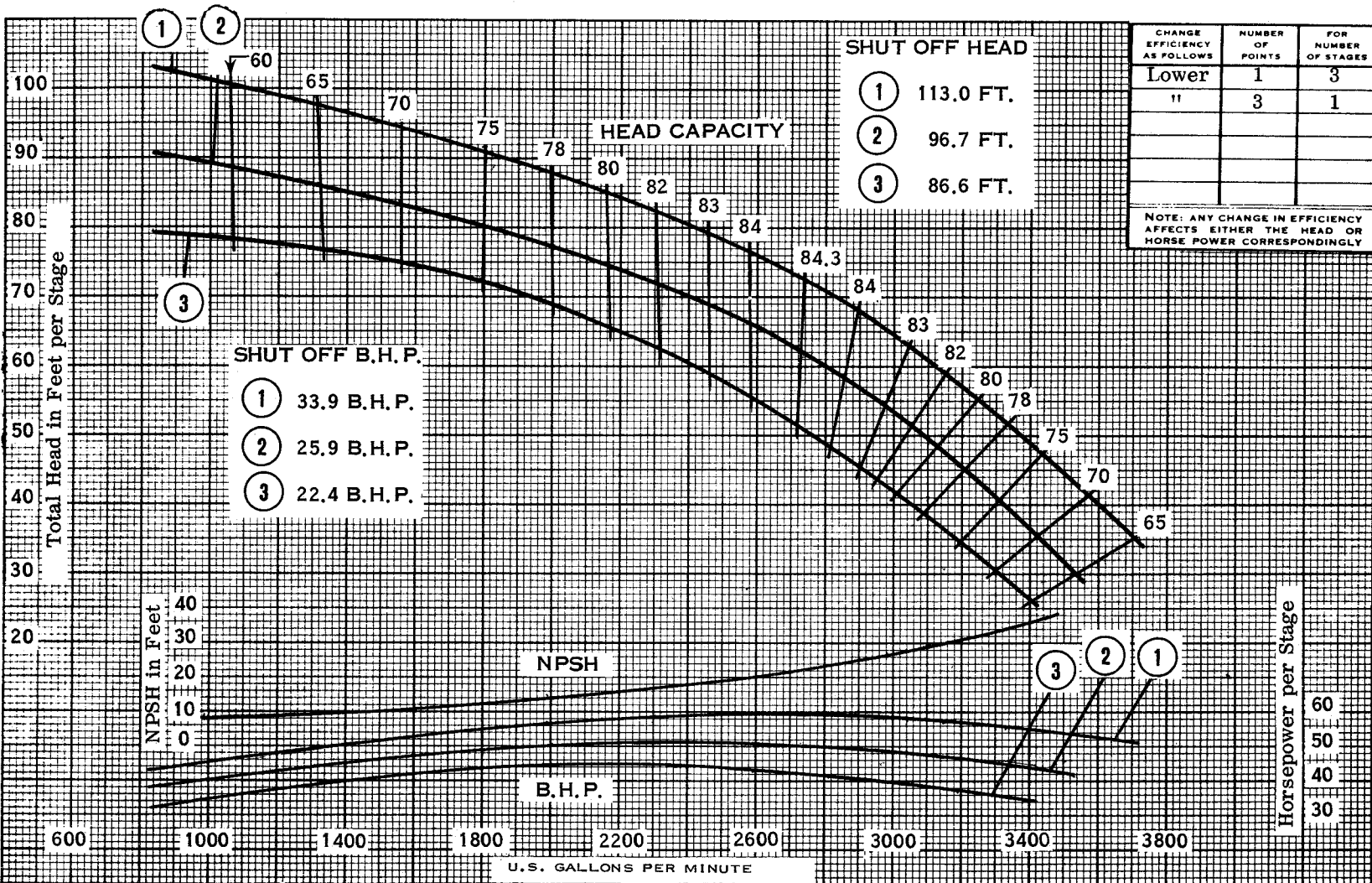


Peerless Pump Company
Indianapolis, IN 46207-7025

VERTICAL TURBINE PUMPS

Stages _____ for _____ horsepower

Section 140
10-74



HYDRAULIC PERFORMANCE WARRANTY	CURVE NO.	IMPELLER NO.	IMPELLER DIA.	TAKEN FROM	Customer: _____				
	1	T-84489	13"	28577	Item No: _____				
	2	T-84489	12 1/2"	30013	Peerless Ref. No: _____				
	3	T-84489	12"	36529	Laboratory Performance				
4				SIZE	18 MA	RPM	1460	BOWL	T-84487 CIE
								CURVE	2842796

PUMP DESCRIPTION: Driver _____; Head _____; Column _____

FIELD PERFORMANCE: Capacity _____ gpm; Head _____ ft; Eff _____ %; BHP _____

Total Head in Feet for _____ Stages

140-50Hz Page 89