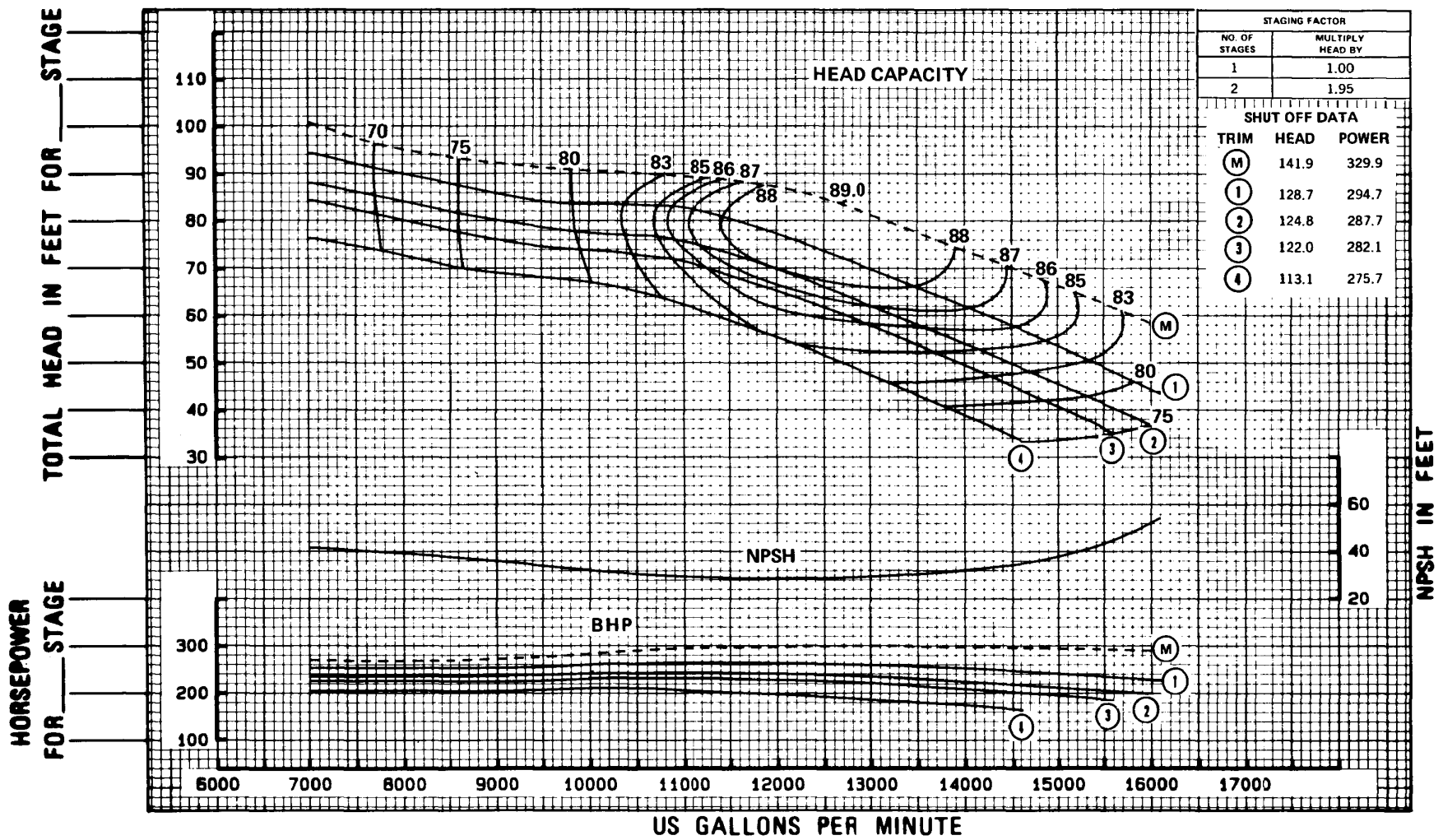




Peerless Pump Company
 Indianapolis, IN 46207-7026

VERTICAL TURBINE PUMPS
 Model 26HH - 1185 Rpm

SECTION 140
 Page 1160-77
 November, 1985

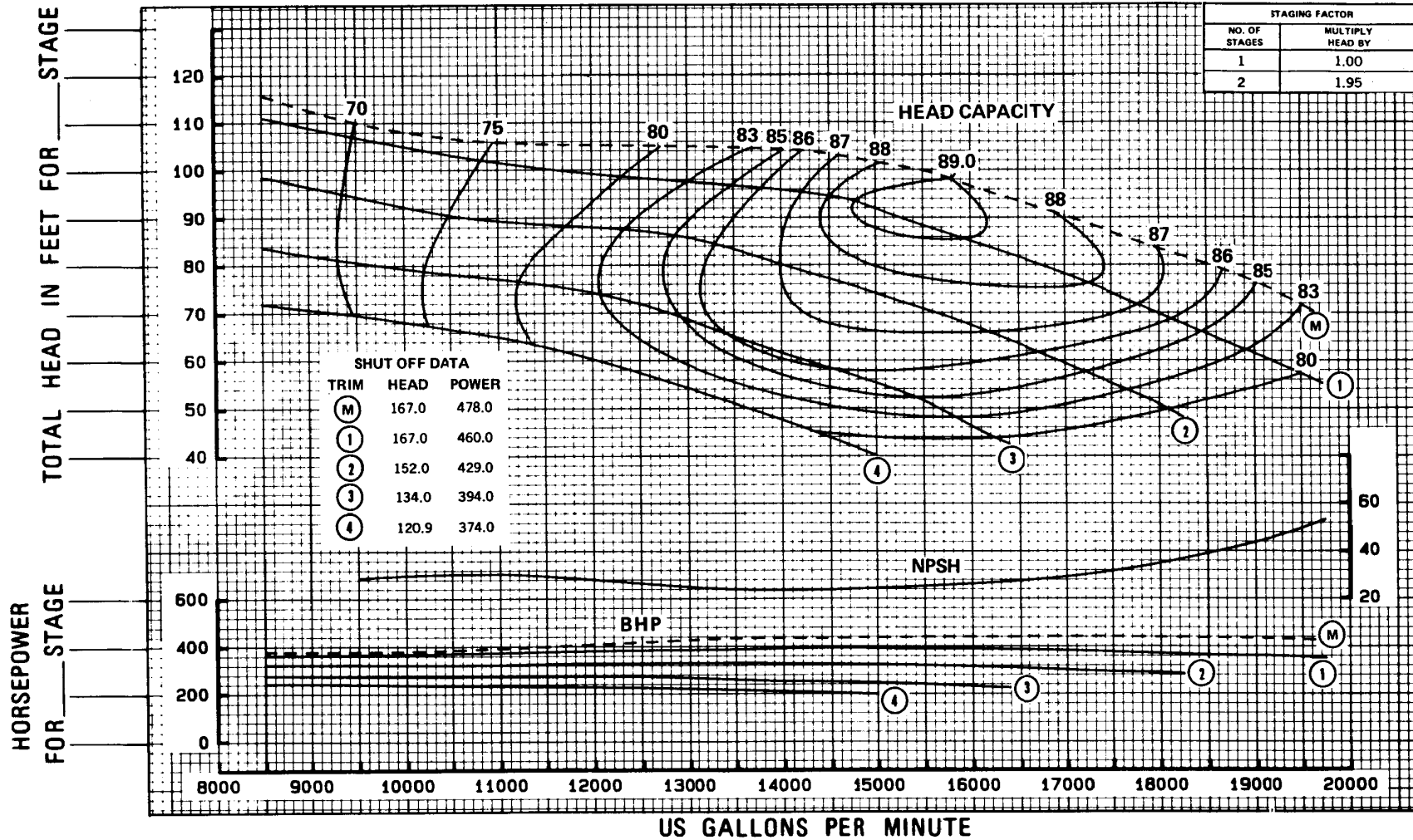


Head and Capacity Warranty Contingent on:	CURVE NO.	IMPELLER NO.	IMPELLER DIA.	TAKEN FROM	Customer
Proper flow to pump suction Proper submergence Fluid free of gas, air & abrasives Proper lateral setting of impeller	1	2621599	14-3/16" x 18-1/2"	37695	Item
	2	2621599	13-5/32" x 18-9/32"	37701	Peerless Ref. No:
	3	2621599	12-3/4" x 18"	37710	Laboratory Performance
	4	2621599	12-1/8" x 17-23/32"	37721	SIZE 26HH RPM 1185
	M	2621599	FULL DIAMETER EXTENDED PERFORMANCE	58357	BOWL 2620666C1 PLASTIC COATED CURVE 4806293

PUMP DESCRIPTION: Driver _____; Head _____; Column _____
 BOWL FIELD PERFORMANCE: Capacity _____ gpm; Head _____ ft; Eff _____ %; BHP _____



STAGING FACTOR	
NO. OF STAGES	MULTIPLY HEAD BY
1	1.00
2	1.95



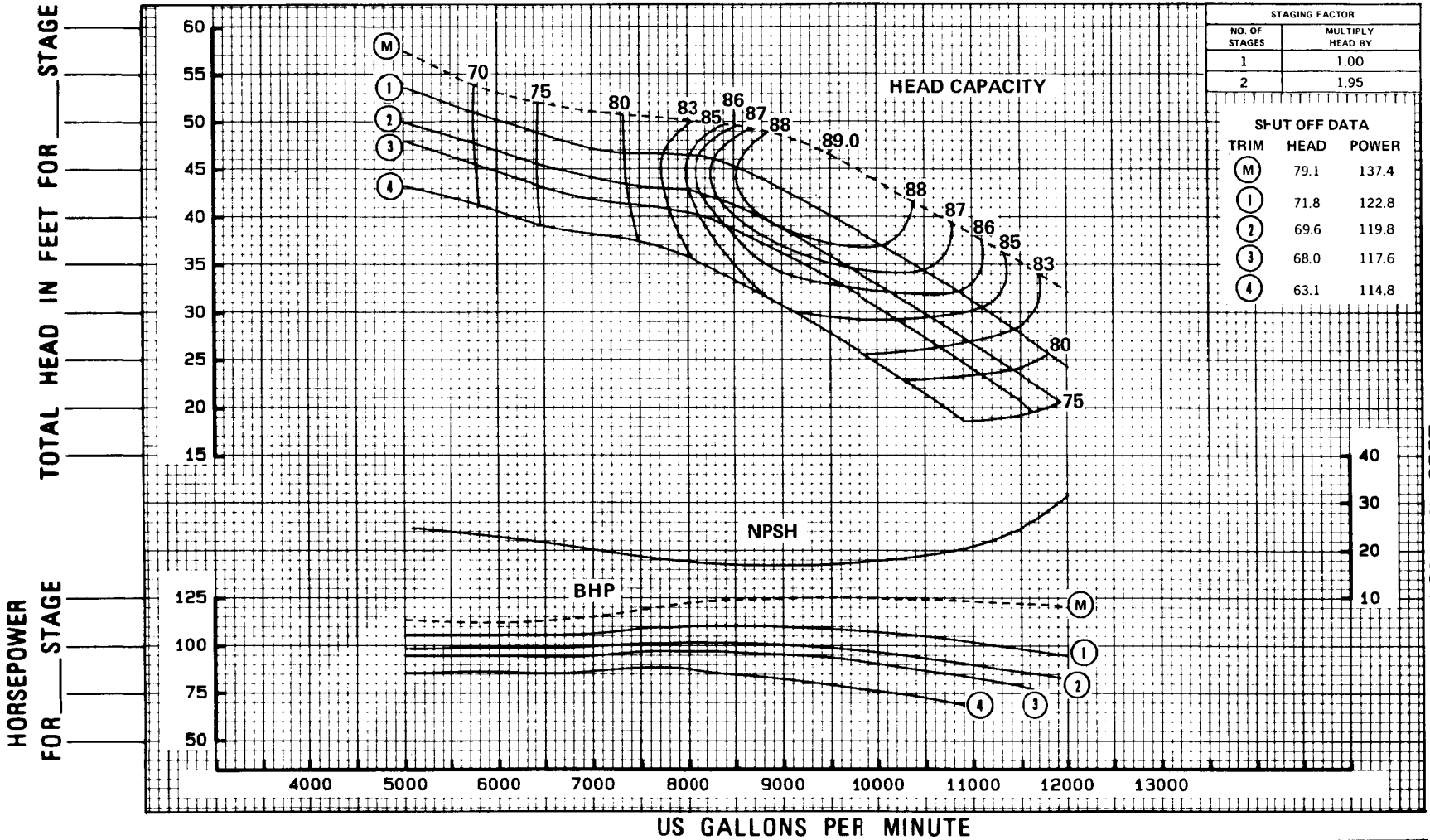
Head and Capacity Warranty Contingent on:	CURVE NO.	IMPELLER NO.	IMPELLER DIA.	TAKEN FROM	Customer
	Proper flow to pump suction Proper submergence Fluid free of gas, air & abrasives Proper lateral setting of impeller	1	2620629	15-11/32" x 19-29/32"	36758
2		2620629	14" x 19-3/8"	36783	Item
3		2620629	12-23/32" x 18-29/32"	36814	Peerless Ref. No:
4		2620629	11-9/16" x 18-1/2"	36837	Laboratory Performance
M		2620629	FULL DIAMETER EXTENDED PERFORMANCE	58320	SIZE 26HH RPM 1185 BOWL 2620666 CI PLASTIC COATED CURVE 4806294

PUMP DESCRIPTION: Driver _____; Head _____; Column _____
 BOWL PERFORMANCE: Capacity _____ gpm; Head _____ ft; Eff _____ %; BHP _____
 FIELD

VERTICAL TURBINE PUMPS
Model 26HH - 885 Rpm



Peerless Pump Company
Indianapolis, IN 46207-7025



STAGING FACTOR	
NO. OF STAGES	MULTIPLY HEAD BY
1	1.00
2	1.95

SHUT OFF DATA		
TRIM	HEAD	POWER
(M)	79.1	137.4
(1)	71.8	122.8
(2)	69.6	119.8
(3)	68.0	117.6
(4)	63.1	114.8

HYDRAULIC PERFORMANCE WARRANTY Guaranteed at designated point only, and contingent on: Proper flow to pump suction Proper submergence Fluid free of gas, air & abrasives Proper lateral setting of impeller	CURVE NO.	IMPELLER NO.	IMPELLER DIA.	TAKEN FROM	Customer _____
	1	2621599	14-3/16" x 18-1/2"	37695	Item _____
	2	2621599	13-5/32" x 18-9/32"	37701	Peerless Ref. No: _____
	3	2621599	12-3/4" x 18"	37710	Laboratory Performance
	4	2621599	12-1/8" x 17-23/32"	37721	SIZE 26HH RPM 885 CURVE 4806295
M	2621599	FULL DIAMETER EXTENDED PERFORMANCE	58357	BOWL 2620666C PLASTIC COATED	

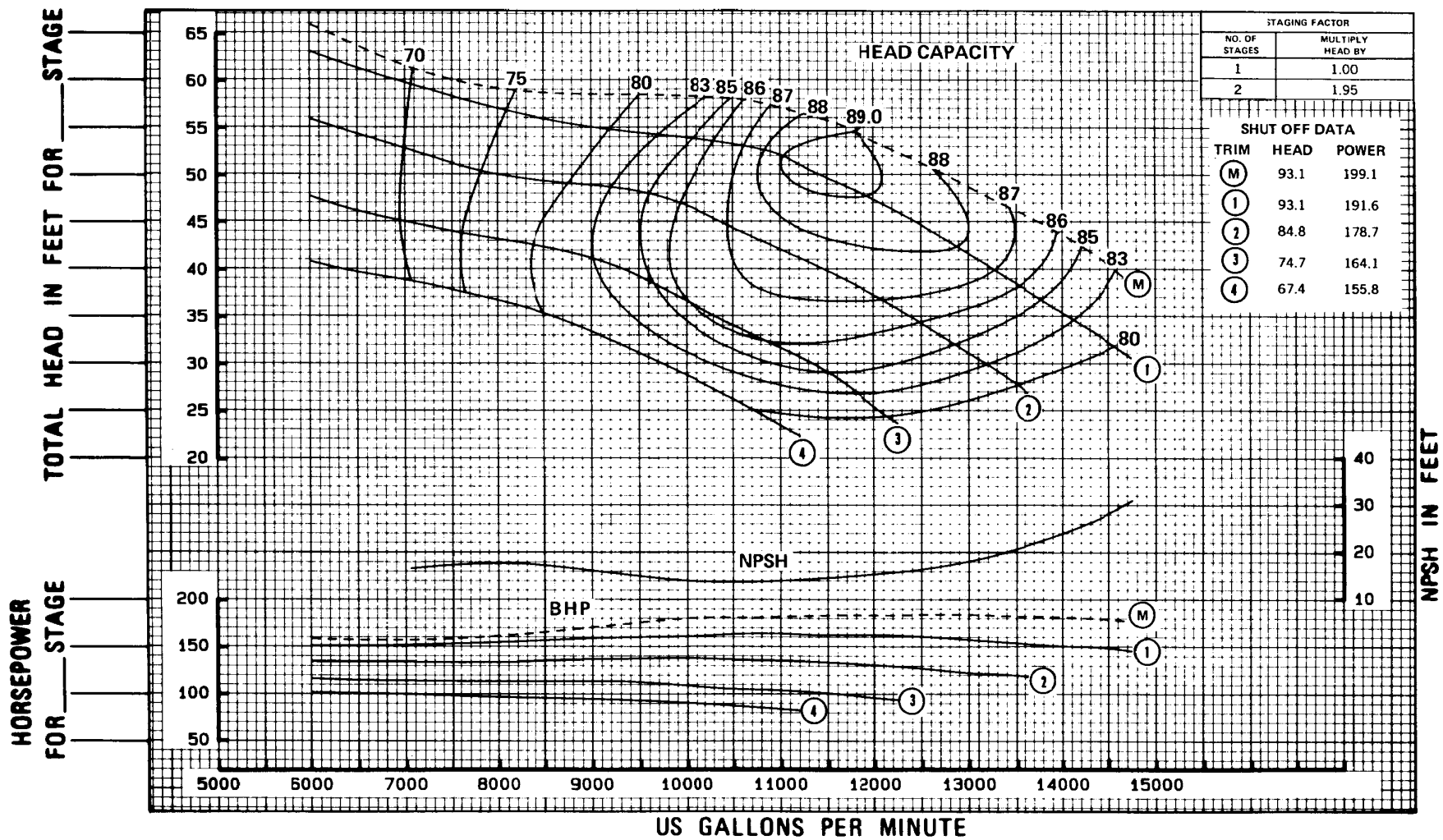
PUMP DESCRIPTION: Driver _____; Head _____; Column _____
 GUARANTEED BOWL PERFORMANCE: Capacity _____ gpm; Head _____ ft; Eff _____ %; BHP _____
 FIELD



Peerless Pump Company
 Indianapolis, IN 46207-7025

VERTICAL TURBINE PUMPS
 Model 26HH - 885 Rpm

SECTION 140
 Page 870-15
 November, 1985



HYDRAULIC PERFORMANCE WARRANTY Guaranteed at designated point only, and contingent on: Proper flow to pump suction Proper submergence Fluid free of gas, air & abrasives Proper lateral setting of impeller	CURVE NO.	IMPELLER NO.	IMPELLER DIA.	TAKEN FROM	Customer _____
	1	2620629	15-11/32" x 19-29/32"	36758	Item _____
	2	2620629	14" x 19-3/8"	36783	Peerless Ref. No: _____
	3	2620629	12-23/32" x 18-29/32"	36814	Laboratory Performance
	4	2620629	11-9/16" x 18-1/2"	36837	SIZE 26HH RPM 885 CURVE 4306296
M	2620629	FULL DIAMETER EXTENDED PERFORMANCE	58320	BOWL 2620666C1 PLASTIC COATED	

PUMP DESCRIPTION: Driver _____; Head _____; Column _____
 GUARANTEED BOWL PERFORMANCE: Capacity _____ gpm; Head _____ ft; Eff _____ %; BHP _____
 FIELD

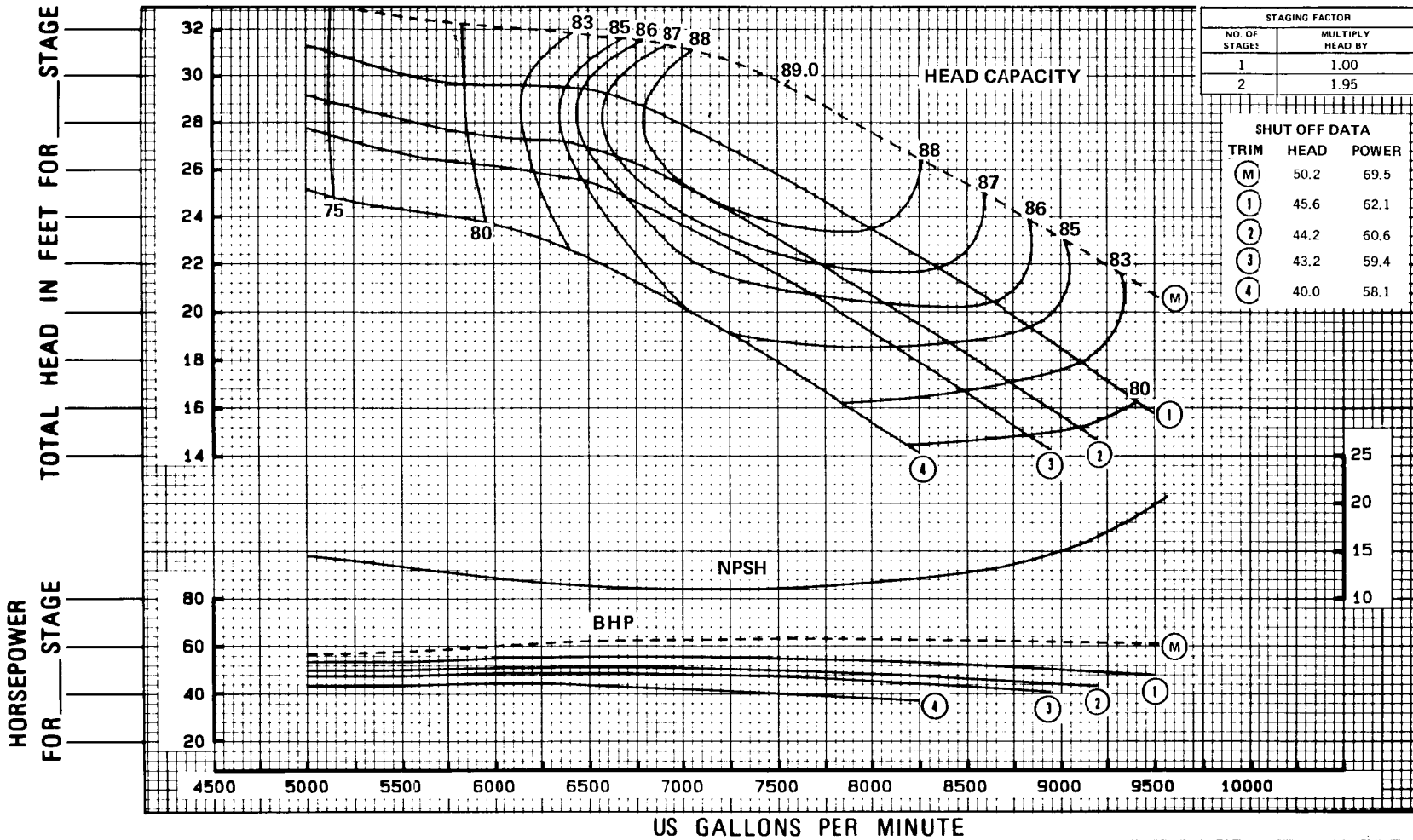


Peerless Pump Company
Indianapolis, IN 46207-7026

VERTICAL TURBINE PUMPS
Model 26HH - 705 Rpm

3331 NI HSN

SECTION 140
Page 690-3
November, 1985



Head and Capacity Warranty Contingent on: Proper flow to pump suction Proper submergence Fluid free of gas, air & abrasives Proper latera. setting of impeller	CURVE NO.	IMPELLER NO.	IMPELLER DIA.	TAKEN FROM	Customer _____
	1	2621599	14-3/16" x 18-1/2"	37695	Item _____
	2	2621599	13-5/32" x 18-9/32"	37701	Peerless Ref. No: _____
	3	2621599	12-3/4" x 18"	37710	Laboratory Performance
	4	2621599	12-1/8" x 17-23/32"	37721	SIZE 26HH RPM 705 BOWL 2620666C1 PLASTIC COATED
M	2621599	FULL DIAMETER EXTENDED PERFORMANCE	58357	CURVE 4806321	

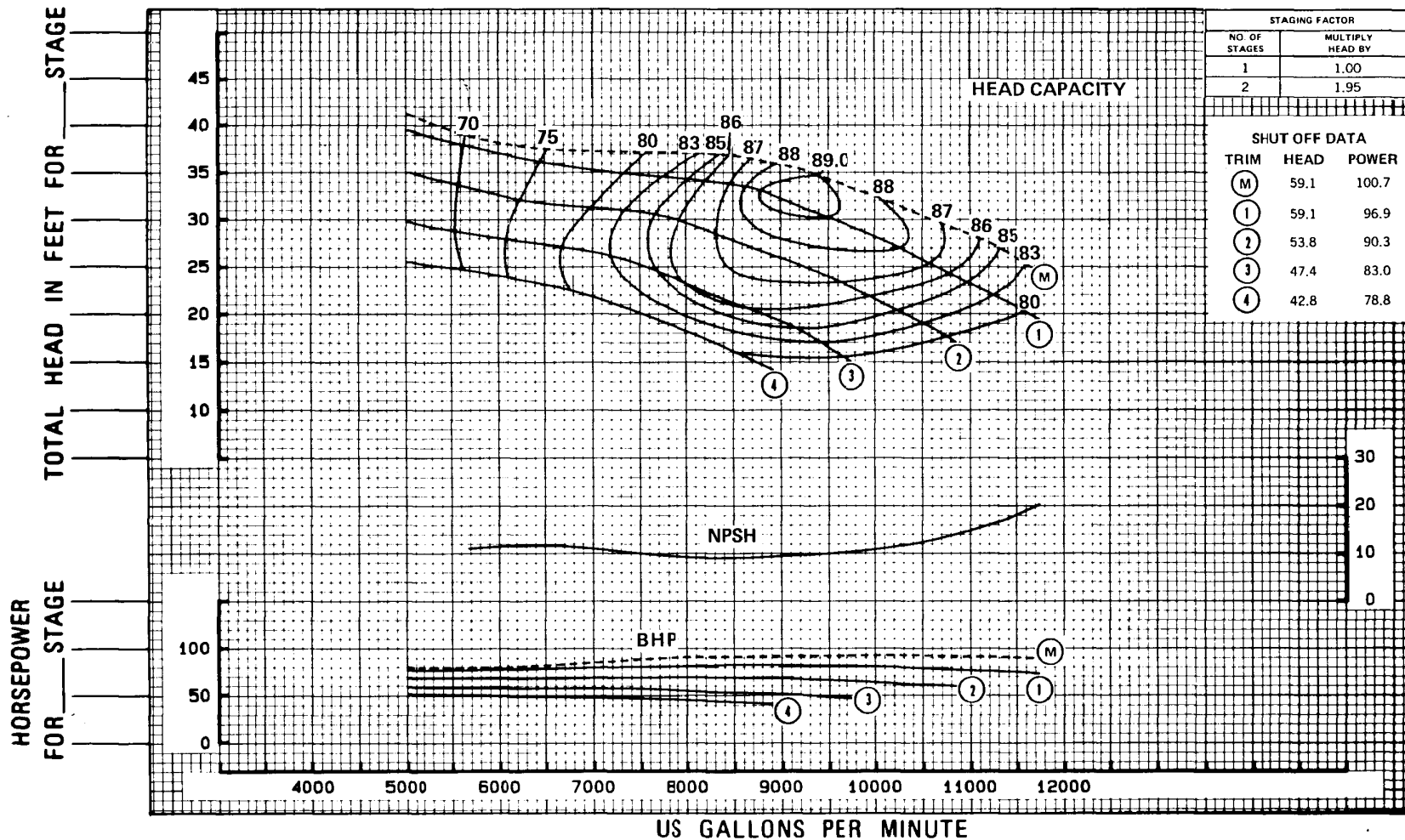
PUMP DESCRIPTION: Driver _____; Head _____; Column _____
 BOWL FIELD PERFORMANCE: Capacity _____ gpm; Head _____ ft; Eff _____ %; BHP _____

VERTICAL TURBINE PUMPS
Model 26HH - 705 Rpm

11331 N1 HSPN



Peerless Pump Company
Indianapolis, IN 46207-7026



STAGING FACTOR	
NO. OF STAGES	MULTIPLY HEAD BY
1	1.00
2	1.95

SHUT OFF DATA		
TRIM	HEAD	POWER
(M)	59.1	100.7
(1)	59.1	96.9
(2)	53.8	90.3
(3)	47.4	83.0
(4)	42.8	78.8

Head and Capacity Warranty Contingent on: Proper flow to pump suction Proper submergence Fluid free of gas, air & abrasives Proper lateral setting of impeller	CURVE NO.	IMPELLER NO.	IMPELLER DIA.	TAKEN FROM	Customer _____
	1	2620629	15-11/32" x 19-29/32"	36758	Item _____
	2	2620629	14" x 19-3/8"	36783	Peerless Ref. No: _____
	3	2620629	12-23/32" x 18-29/32"	36814	Laboratory Performance
	4	2620629	11-9/16" x 18-1/2"	36837	SIZE 26HH RPM 705
M	2620629	FULL DIAMETER EXTENDED PERFORMANCE	58320		BOWL 2620666C1 PLASTIC COATED CURVE 4806322

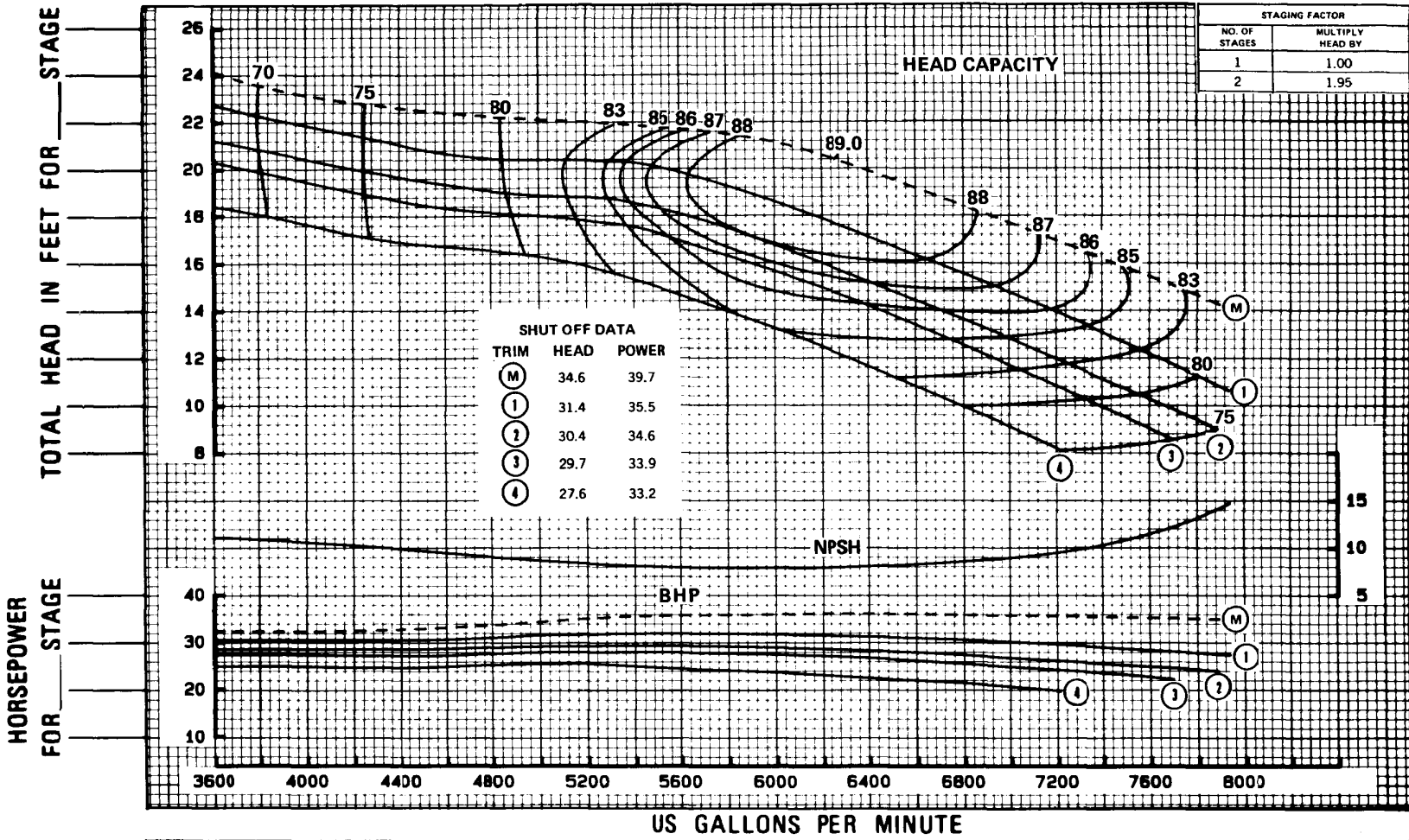
PUMP DESCRIPTION: Driver _____; Head _____; Column _____
 BOWL PERFORMANCE: Capacity _____ gpm; Head _____ ft; Eff _____ %; BHP _____
 FIELD



Peerless Pump Company
Indianapolis, IN 46207-7025

VERTICAL TURBINE PUMPS
Model 26HH - 585 Rpm

SECTION 140
Page 585-3
November, 1985



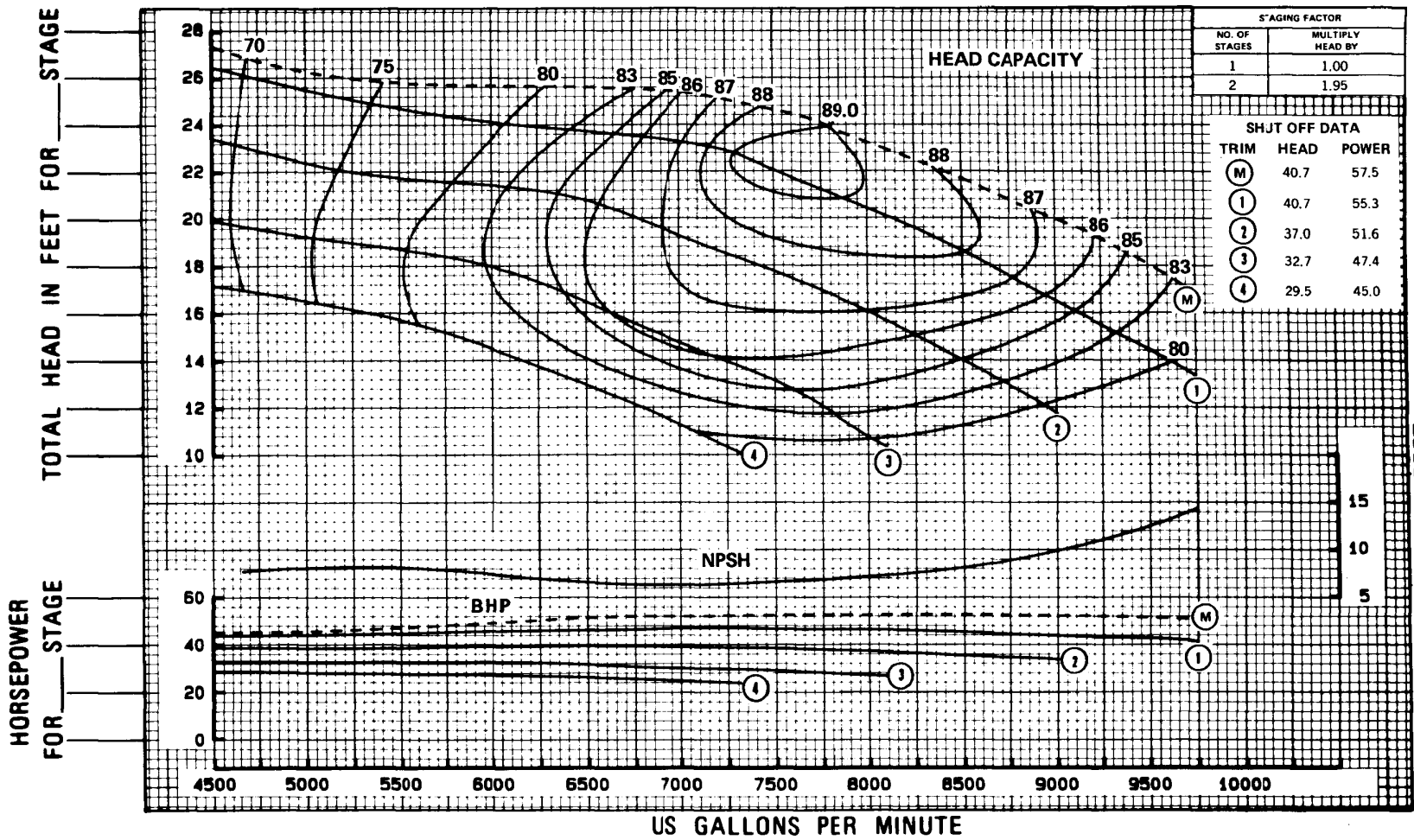
Head and Capacity Warranty Contingent on: Proper flow to pump suction Proper submergence Fluid free of gas, air & abrasives Proper lateral setting of impeller	CURVE NO.	IMPELLER NO.	IMPELLER DIA.	TAKEN FROM	Customer _____
	1	2621599	14-3/16" x 18-1/2"	37695	Item _____
	2	2621599	13-5/32" x 18-9/32"	37701	Peerless Ref. No: _____
	3	2621599	12-3/4" x 18"	37710	Laboratory Performance
	4	2621599	12-1/8" x 17-23/32"	37721	SIZE 26HH RPM 585
M	2621599	FULL DIAMETER EXTENDED PERFORMANCE	58357		BOWL 2620666CI PLASTIC COATED CURVE 4806323

PUMP DESCRIPTION: Driver _____; Head _____; Column _____
 BOWL FIELD PERFORMANCE: Capacity _____ gpm; Head _____ ft; Eff _____ %; BHP _____

VERTICAL TURBINE PUMPS
Model 26HH - 585 Rpm



Peerless Pump Company
Indianapolis, IN 46207-7026



Head and Capacity Warranty Contingent on: Proper flow to pump suction Proper submergence Fluid free of gas, air & abrasives Proper lateral setting of impeller	CURVE NO.	IMPELLER NO.	IMPELLER DIA.	TAKEN FROM	Customer _____	
	1	2620629	15-11/32" x 19-39/32"	36758	Item _____	
	2	2620629	14" x 19-3/8"	36783	Peerless Ref. No: _____	
	3	2620629	12-23/32" x 18-29/32"	36814	Laboratory Performance	
	4	2620629	11-9/16" x 18-1/2"	36837	SIZE 26HH	RPM 585
M	2620629	FULL DIAMETER EXTENDED PERFORMANCE	58320	BOWL 2620666C1	PLASTIC COATED	
					CURVE 4806324	

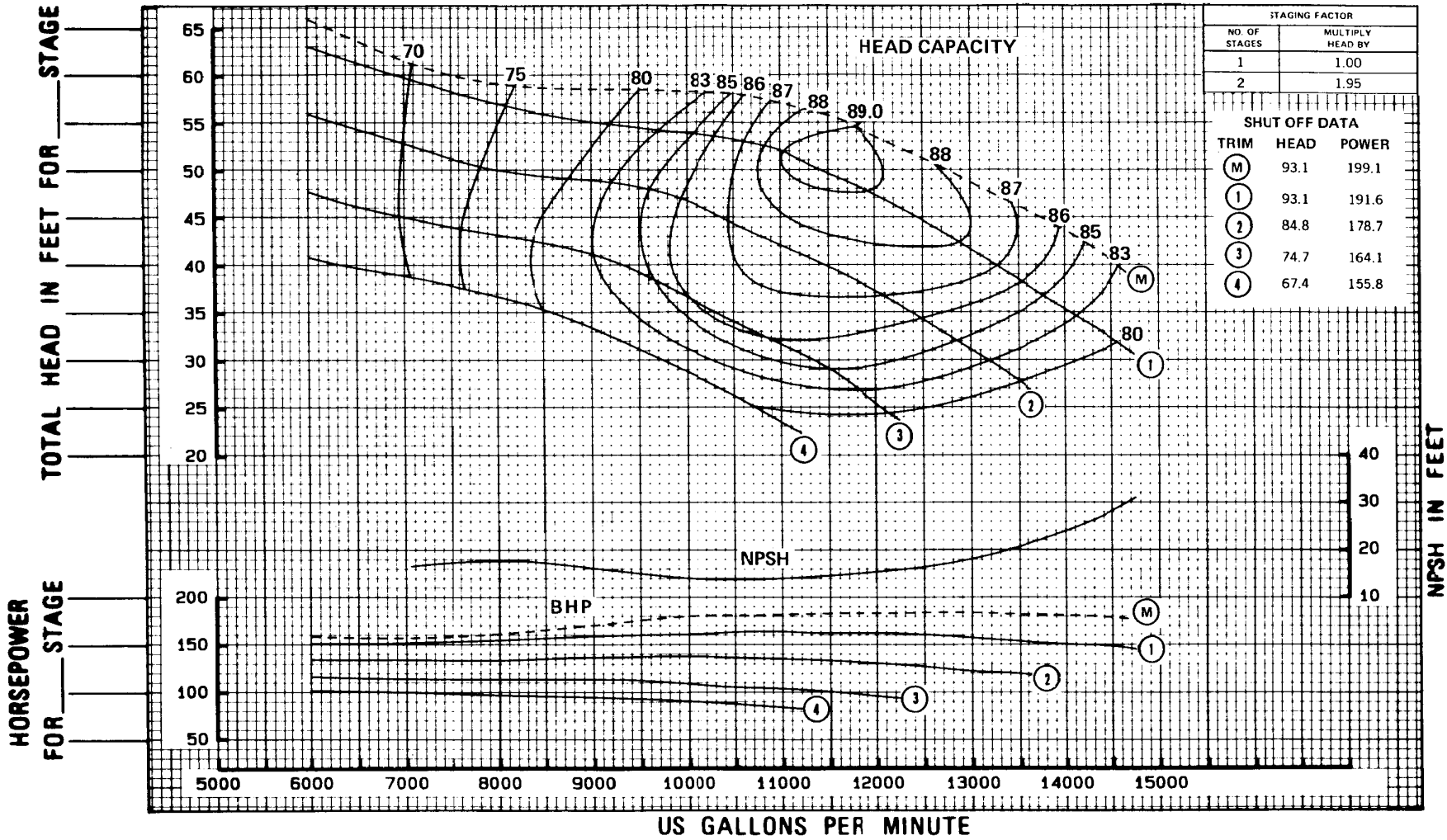
PUMP DESCRIPTION: Driver _____; Head _____; Column _____
 BOWL PERFORMANCE: Capacity _____ gpm; Head _____ ft; Eff _____ %; BHP _____
 FIELD



Peerless Pump Company
Indianapolis, IN 46207-7025

VERTICAL TURBINE PUMPS
Model 26HH - 885 Rpm

SECTION 140
Page 870-17
November, 1985



HYDRAULIC PERFORMANCE WARRANTY Guaranteed at designated point only, and contingent on: Proper flow to pump suction Proper submergence Fluid free of gas, air & abrasives Proper lateral setting of impeller	CURVE NO.	IMPELLER NO.	IMPELLER DIA.	TAKEN FROM	Customer _____
	1	2620629	15-11/32" x 19-29/32"	36758	Item _____
	2	2620629	14" x 19-3/8"	36783	Peerless Ref. No: _____
	3	2620629	12-23/32" x 18-29/32"	36814	Laboratory Performance
	4	2620629	11-9/16" x 18-1/2"	36837	SIZE 26HH
M	2620629	FULL DIAMETER EXTENDED PERFORMANCE	58320	RPM 885	BOWL 2620666C PLASTIC COATED CURVE 4806296

PUMP DESCRIPTION: Driver _____; Head _____; Column _____
 GUARANTEED BOWL PERFORMANCE: Capacity _____ gpm; Head _____ ft; Eff _____ %; BHP _____
 FIELD

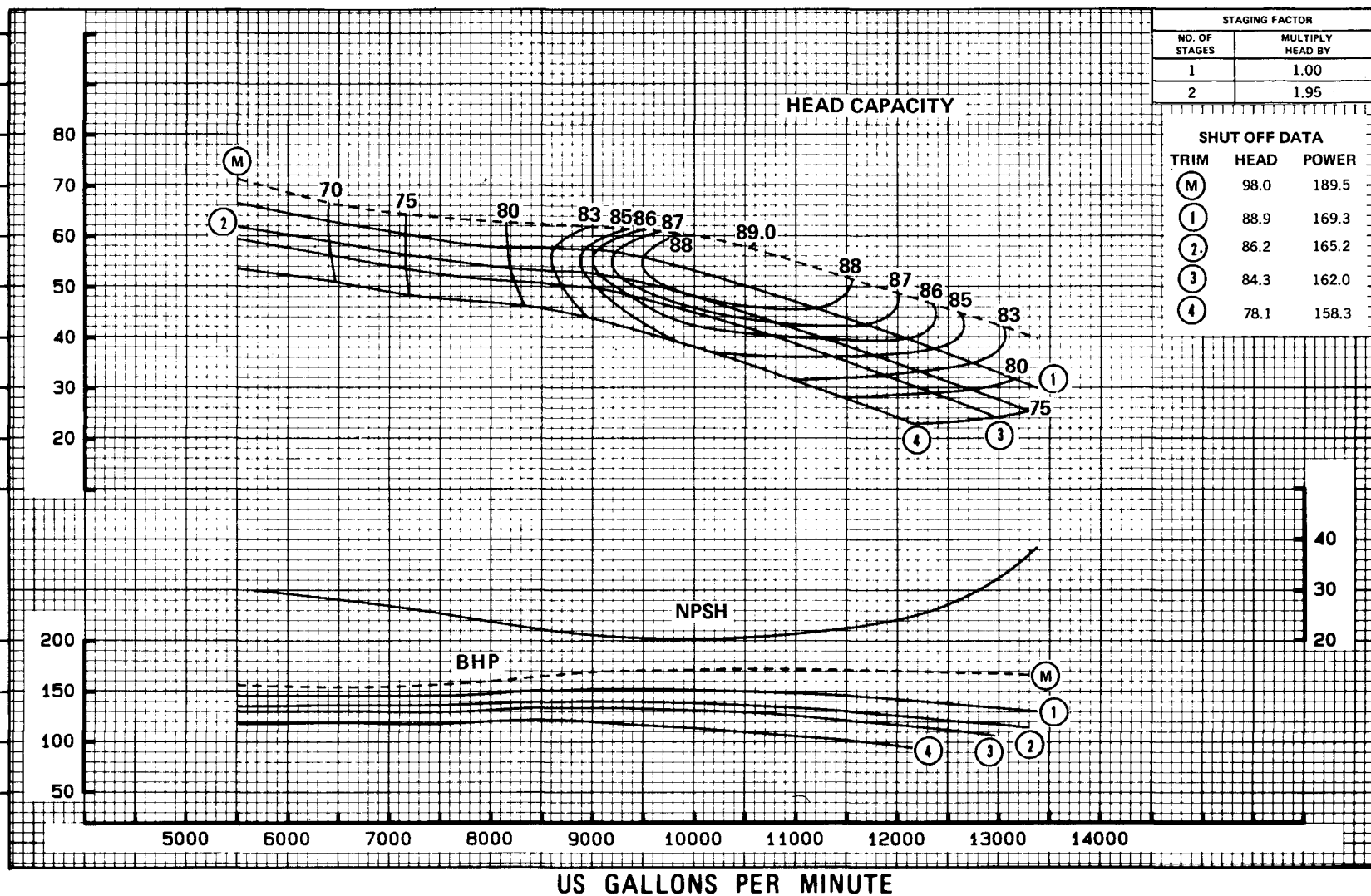


Peerless Pump Company
Indianapolis, IN 46207-7025

VERTICAL TURBINE PUMPS

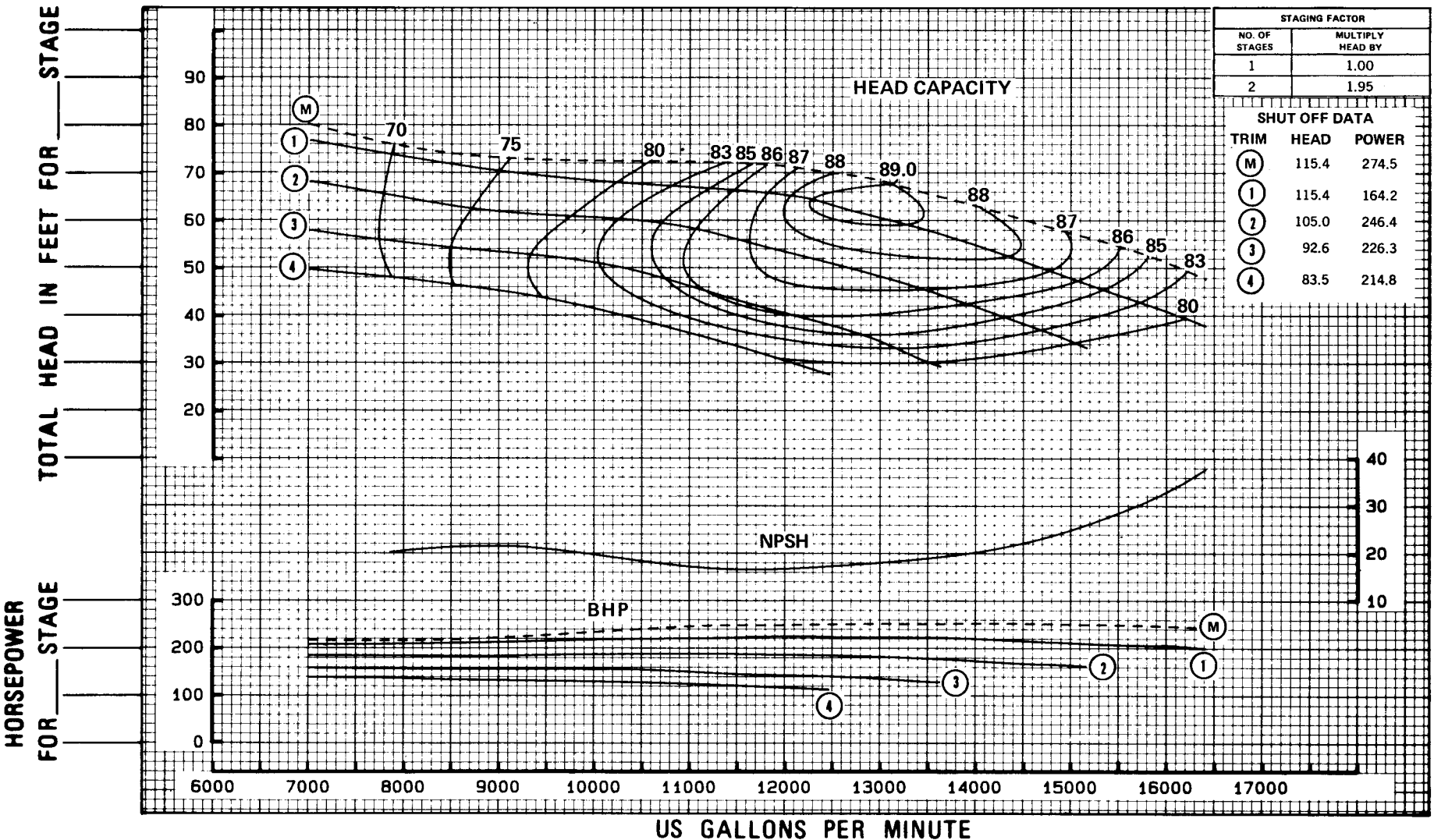
Section 140
11-85

TOTAL HEAD IN FEET FOR STAGE
HORSEPOWER FOR STAGE



HYDRAULIC PERFORMANCE WARRANTY	CURVE NO.	IMPELLER NO.	IMPELLER DIA.	TAKEN FROM	Customer
at designated point only, and contingent on: Proper flow to pump suction Proper submergence Fluid free of gas, air & abrasives Proper lateral setting of impeller	1	2621599	14-3/16" x 18-1/2"	37695	Item _____
	2	2621599	13-5/32" x 18-9/32"	37701	Peerless Ref. No: _____
	3	2621599	12-3/4" x 18"	37710	Laboratory Performance
	4	2921599	12-1/8" x 17-23/32"	37721	SIZE 26HH RPM 985
	M	2621599	FULL DIAMETER EXTENDED PERFORMANCE	58357	BOWL 2620666 CI PLASTIC COATED CURVE 4806297

PUMP DESCRIPTION: Driver _____; Head _____; Column _____
 BOWL FIELD PERFORMANCE: Capacity _____ gpm; Head _____ ft; Eff _____ %; BHP _____



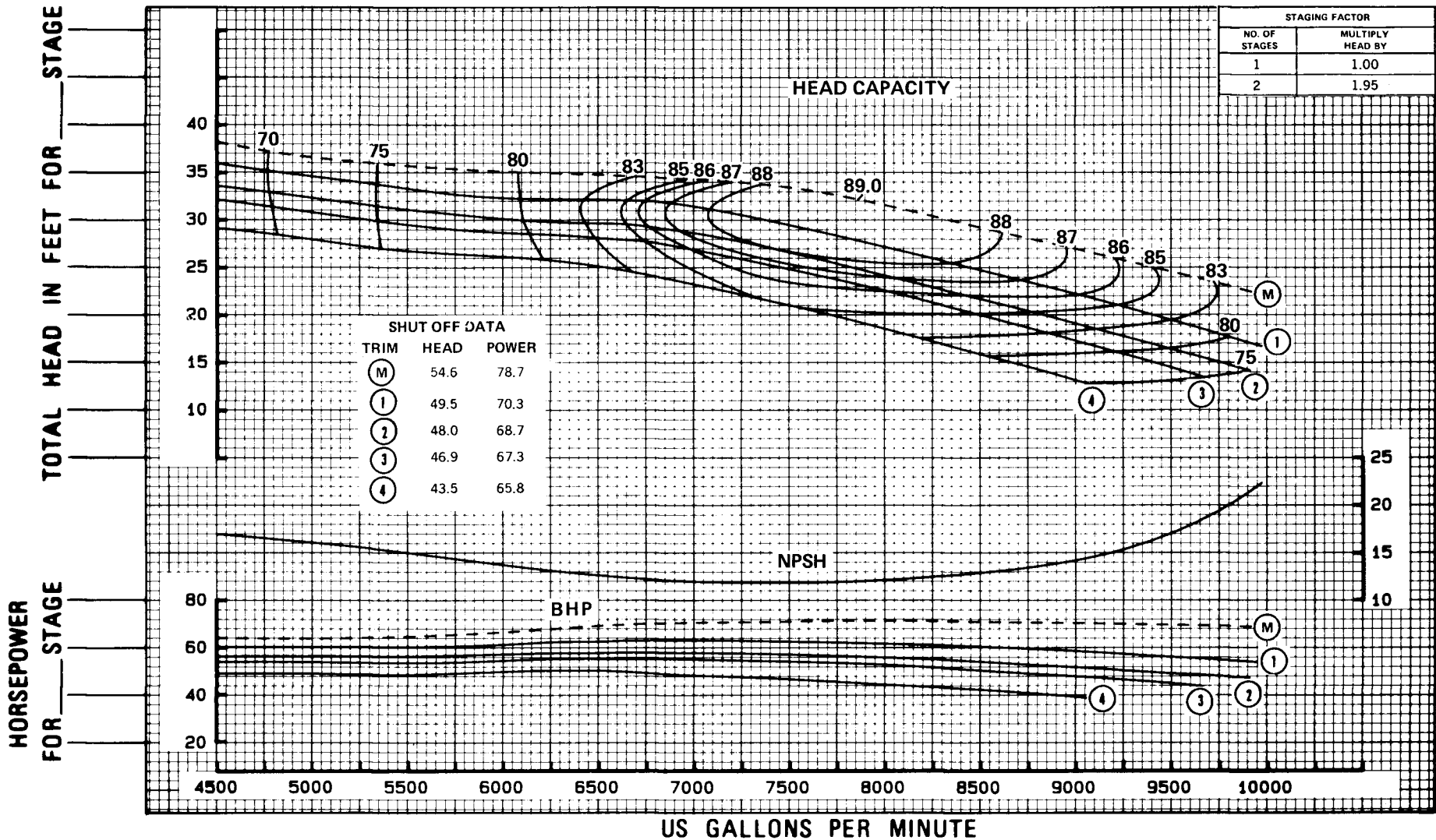
HYDRAULIC PERFORMANCE WARRANTY at designated point only, and contingent on: Proper flow to pump suction Proper submergence Fluid free of gas, air & abrasives Proper lateral setting of impeller	CURVE NO.	IMPELLER NO.	IMPELLER DIA.	TAKEN FROM	Customer _____
	1	2620629	15-11/32" x 19-29/32"	36758	Item _____
	2	2620629	14" x 19-3/8"	36783	Peerless Ref. No: _____
	3	2620629	12-23/32" x 18-29/32"	36814	Laboratory Performance
	4	2620629	11-9/16" x 18-1/2"	36837	SIZE 26HH RPM 985 BOWL 2620666CI PLASTIC COATED CURVE 4806298
M	2620629	FULL DIAMETER EXTENDED PERFORMANCE	58320		

PUMP DESCRIPTION: Driver _____; Head _____; Column _____
 BOWL PERFORMANCE: Capacity _____ gpm; Head _____ ft; Eff _____ %; BHP _____
 FIELD



Peerless Pump Company
 Indianapolis, IN 46207-7026

VERTICAL TURBINE PUMPS



HORSEPOWER FOR STAGE

TOTAL HEAD IN FEET FOR STAGE

FEET IN HSPN

US GALLONS PER MINUTE

HYDRAULIC PERFORMANCE WARRANTY at designated point only, and contingent on: Proper flow to pump suction Proper submergence Fluid free of gas, air & abrasives Proper lateral setting of impeller	CURVE NO.	IMPELLER NO.	IMPELLER DIA.	TAKEN FROM	Customer _____											
	1	2621599	14-3/16" x 18-1/2"	37695	Item _____											
	2	2621599	13-5/32" x 18-9/32"	37701	Peerless Ref. No: _____											
	3	2621599	12-3/4" x 18"	37710	Laboratory Performance											
	4	2621599	12-1/8" x 17-23/32"	37721	<table border="1" style="font-size: small;"> <tr> <td>SIZE</td> <td>26HH</td> <td>RPM</td> <td>735</td> <td>BOWL</td> <td>2620666 CI PLASTIC COATED</td> </tr> <tr> <td colspan="2"></td> <td>CURVE</td> <td colspan="3">4806299</td> </tr> </table>	SIZE	26HH	RPM	735	BOWL	2620666 CI PLASTIC COATED			CURVE	4806299	
SIZE	26HH	RPM	735	BOWL	2620666 CI PLASTIC COATED											
		CURVE	4806299													
M	2621599	FULL DIAMETER EXTENDED PERFORMANCE		58357												

PUMP DESCRIPTION: Driver _____; Head _____; Column _____

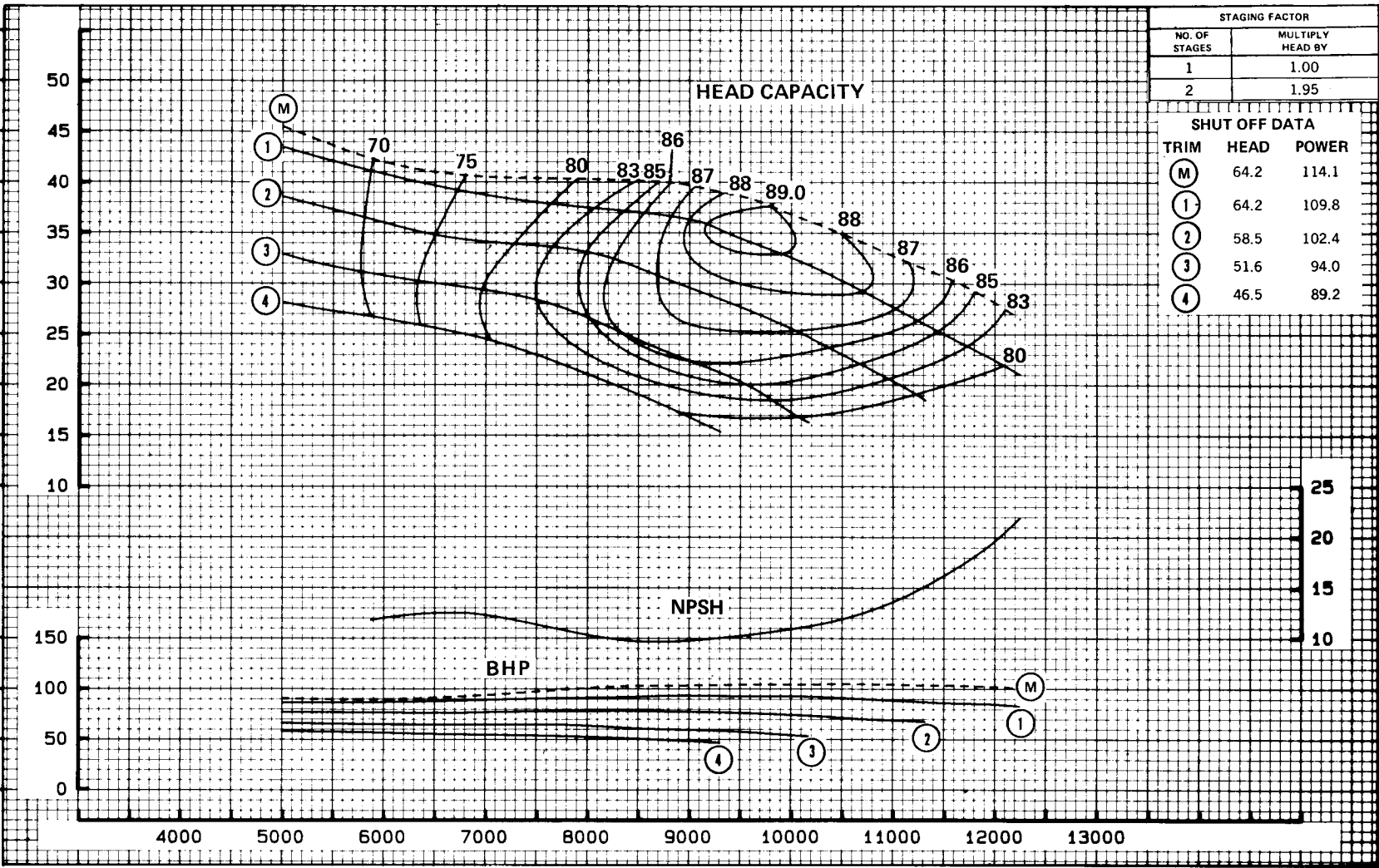
FIELD PERFORMANCE: Capacity _____ gpm; Head _____ ft; Eff _____ %; BHP _____



STAGE
TOTAL HEAD IN FEET FOR
STAGE
HORSEPOWER FOR

STAGING FACTOR	
NO. OF STAGES	MULTIPLY HEAD BY
1	1.00
2	1.95

SHUT OFF DATA		
TRIM	HEAD	POWER
(M)	64.2	114.1
(1)	64.2	109.8
(2)	58.5	102.4
(3)	51.6	94.0
(4)	46.5	89.2



1331 IN HSN

HYDRAULIC PERFORMANCE WARRANTY at designated point only, and contingent on: Proper flow to pump suction Proper submergence Fluid free of gas, air & abrasives Proper lateral setting of impeller	CURVE NO.	IMPELLER NO.	IMPELLER DIA.	TAKEN FROM	Customer _____		
	1	2620629	15-11/32" x 19-29/32"	36758	Item _____		
	2	2620629	14" x 19-3/8"	36783	Peerless Ref. No: _____		
	3	2620629	12-23/32" x 18-29/32"	36814	Laboratory Performance		BOWL 2620666 CI PLASTIC COATED
	4	2620629	11-9/16" x 18-1/2"	36837	SIZE 26HH	RPM 735	CURVE 4806300
M	2620629	FULL DIAMETER EXTENDED PERFORMANCE		58320			

PUMP DESCRIPTION: Driver _____; Head _____; Column _____
 GUARANTEED BOWL PERFORMANCE: Capacity _____ gpm; Head _____ ft; Eff _____ %; BHP _____
 FIELD