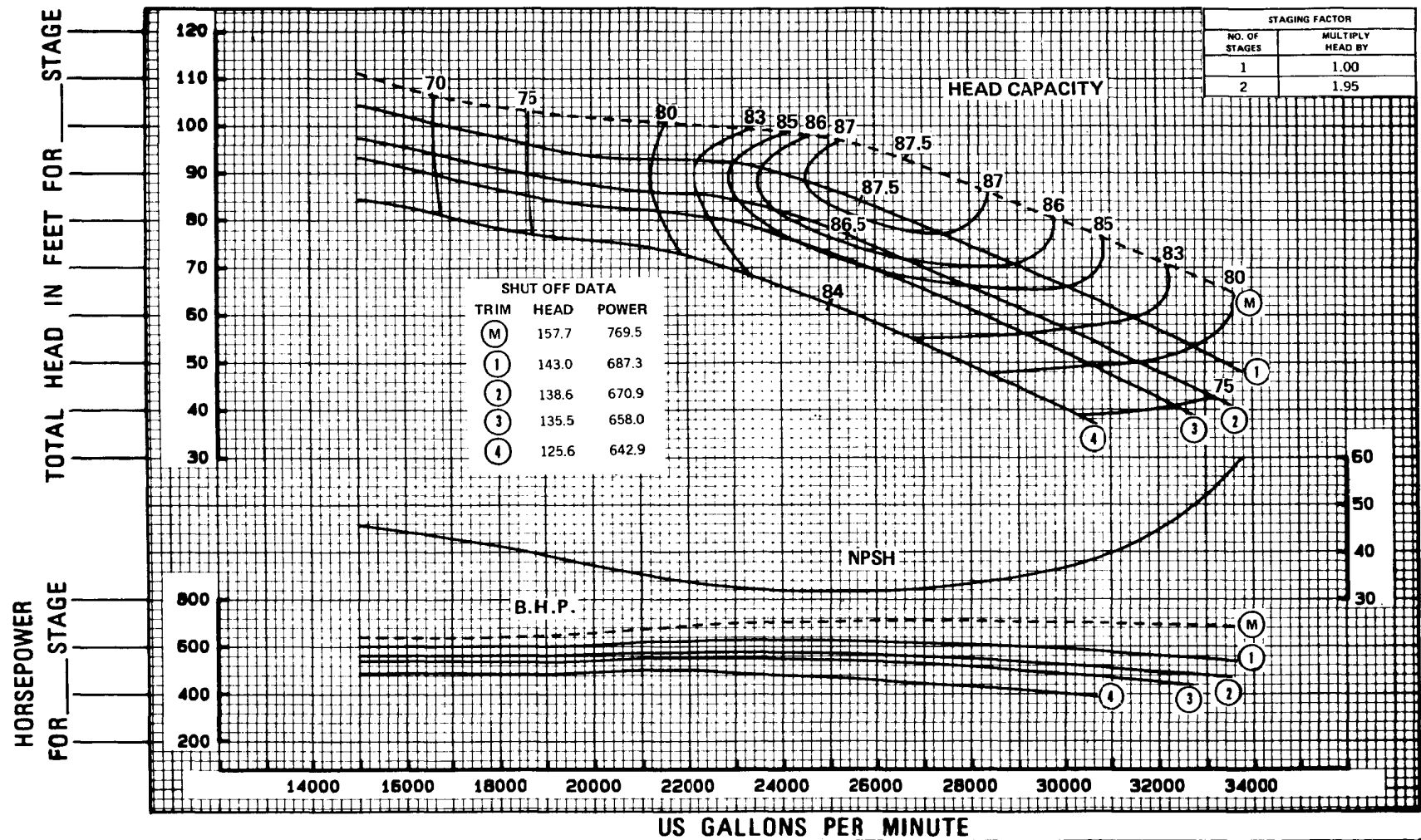




Peerless Pump Company  
Indianapolis, IN 46207-7025

VERTICAL TURBINE PUMPS  
Model 36HH - 885 Rpm

SECTION 140  
Page 870-35  
March, 1986



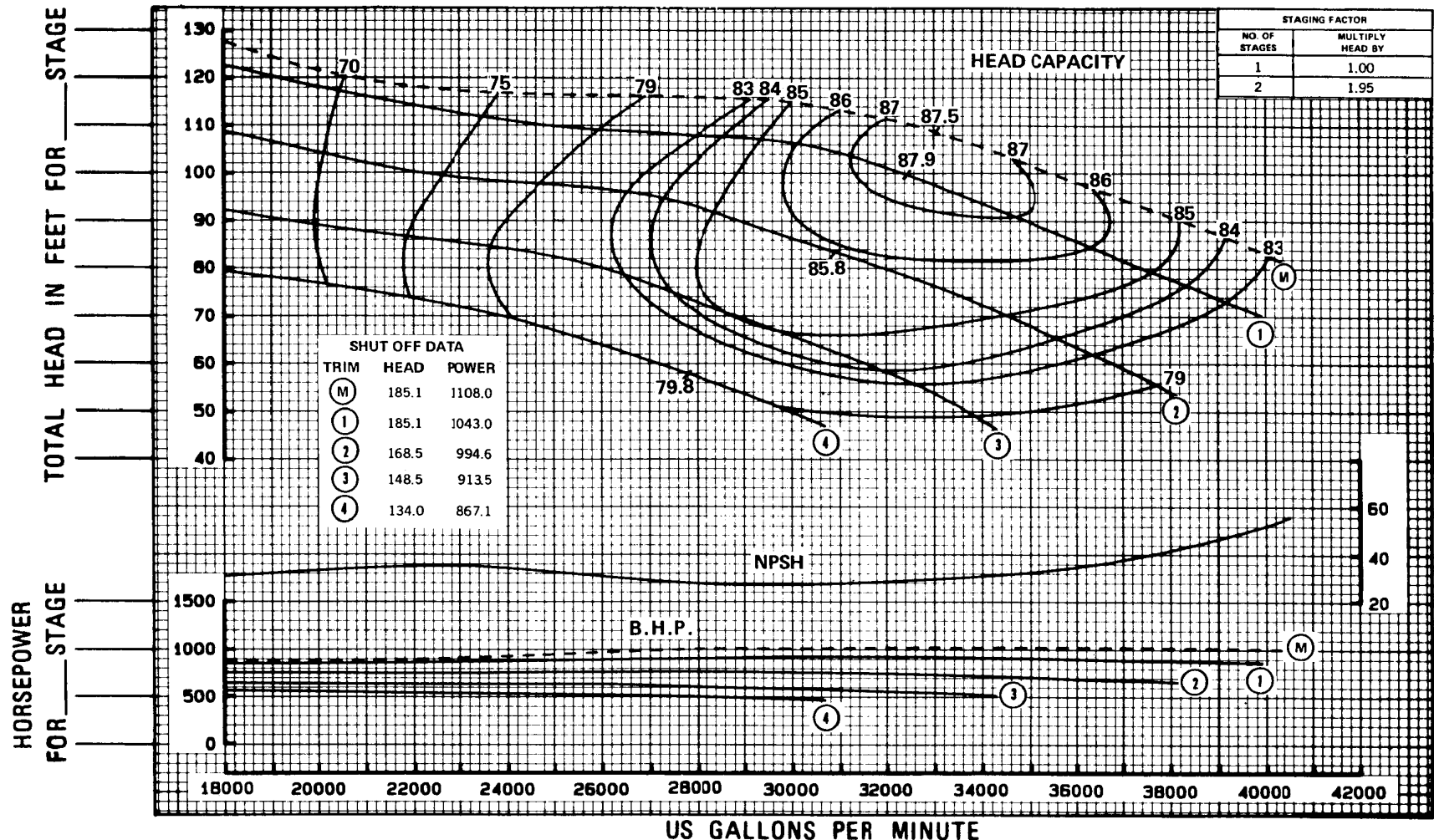
<b>HYDRAULIC PERFORMANCE WARRANTY</b> Guaranteed at designated point only, and contingent on: Proper flow to pump suction Proper submergence Fluid free of gas, air & abrasives Proper lateral setting of impeller	CURVE NO.	IMPELLER NO.	IMPELLER DIA.	TAKEN FROM	Customer _____
	1	2621980	20" x 26-1/8"	37695	Item _____
	2	2621980	18-9/16" x 25-25/32"	37701	Peerless Ref. No: _____
	3	2621980	18" x 25-13/32"	37710	<b>Laboratory Performance</b>
	4	2621980	17-1/8" x 25"	37721	SIZE 36HH      RPM 885      CURVE 4806330
	M	2621980	FULL DIAMETER EXTENDED PERFORMANCE	58357	BOWL 2621982C1 PLASTIC COATED

PUMP DESCRIPTION: Driver \_\_\_\_\_; Head \_\_\_\_\_; Column \_\_\_\_\_  
 GUARANTEED BOWL  PERFORMANCE: Capacity \_\_\_\_\_ gpm; Head \_\_\_\_\_ ft; Eff \_\_\_\_\_ %; BHP \_\_\_\_\_  
 FIELD

VERTICAL TURBINE PUMPS  
 Model 36HH - 885 Rpm



Peerless Pump Company  
 Indianapolis, IN 46207-7025



HYDRAULIC PERFORMANCE WARRANTY	CURVE NO.	IMPELLER NO.	IMPELLER DIA.	TAKEN FROM	Laboratory Performance		
					SIZE	RPM	CURVE
Guaranteed at designated point only, and contingent on:  Proper flow to pump suction Proper submergence Fluid free of gas, air & abrasives Proper lateral setting of impeller	1	2621981	21-5/8" x 28-1/16"	59551	36HH	885	4806331
	2	2621981	19-3/4" x 27-5/16"	36783			
	3	2621981	17-15/16" x 26-21/32"	36814			
	4	2621981	16-5/16" x 26-3/32"	36837			
	M	2621981	FULL DIAMETER EXTENDED PERFORMANCE	58320			

Customer \_\_\_\_\_  
 Item \_\_\_\_\_  
 Peerless Ref. No: \_\_\_\_\_

BOWL 2621982 C1 PLASTIC COATED

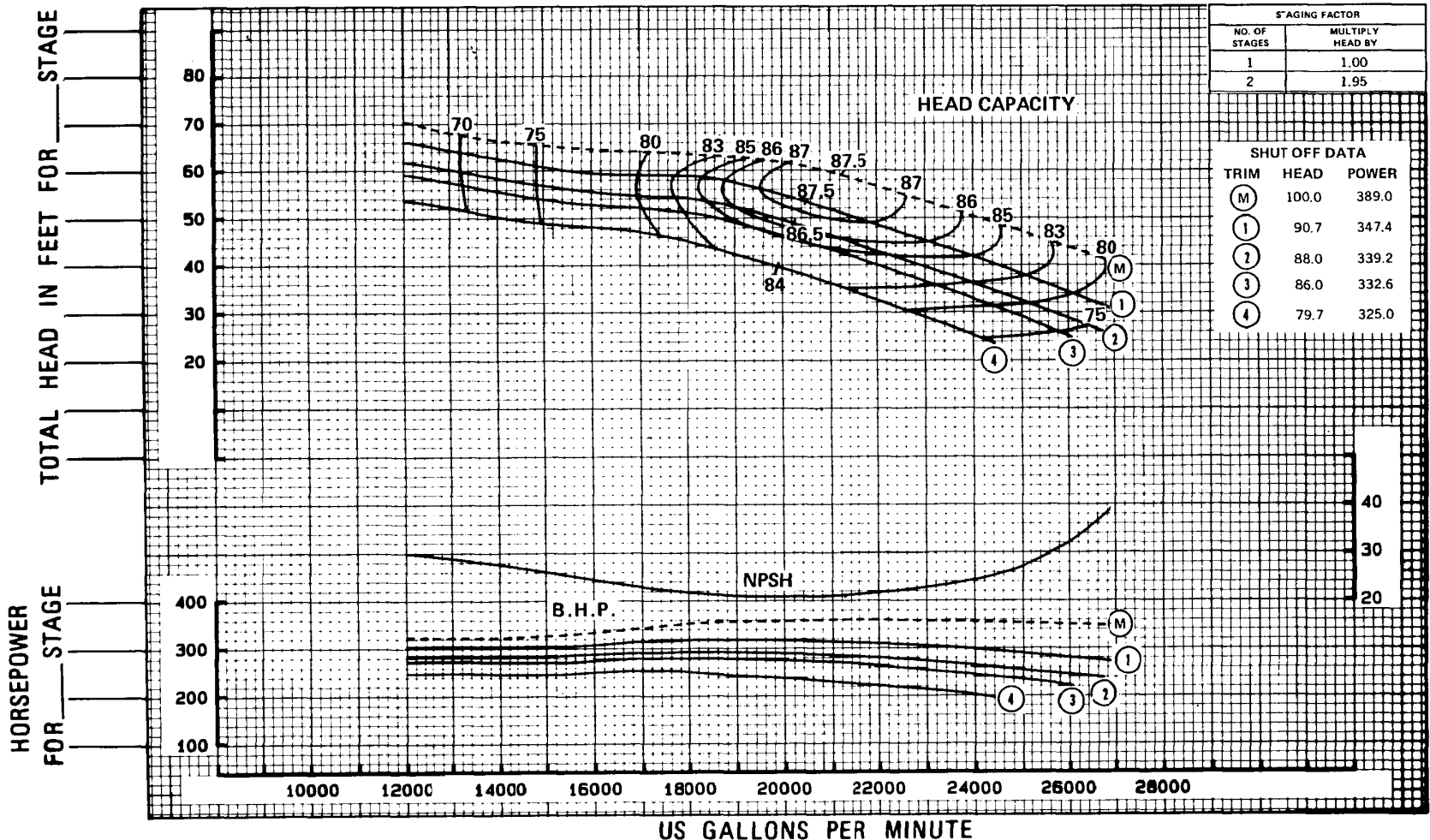
PUMP DESCRIPTION: Driver \_\_\_\_\_; Head \_\_\_\_\_; Column \_\_\_\_\_  
 GUARANTEED  BOWL PERFORMANCE: Capacity \_\_\_\_\_ gpm; Head \_\_\_\_\_ ft; Eff \_\_\_\_\_ %; BHP \_\_\_\_\_  
 FIELD



Peerless Pump Company  
Indianapolis, IN 46207-7025

VERTICAL TURBINE PUMPS  
Model 36HH - 705 Rpm

SECTION 140  
Page 690-17  
March, 1986



Head and Capacity Warranty Contingent on:  Proper flow to pump suction Proper submergence Fluid free of gas, air & abrasives Proper lateral setting of impeller	CURVE NO.	IMPELLER NO.	IMPELLER DIA.	TAKEN FROM	Customer _____
	1	2621980	20" x 26-1/8"	37695	Item _____
	2	2621980	18-9/16" x 25-25/32"	37701	Peerless Ref. No: _____
	3	2621980	18" x 25-13/32"	37710	<b>laboratory Performance</b>
	4	2621980	17-1/8" x 25"	37721	SIZE 36HH RPM 705 BOWL 2621982C PLASTIC COATED
M	2621980	FULL DIAMETER EXTENDED PERFORMANCE	58357	CURVE 4806332	

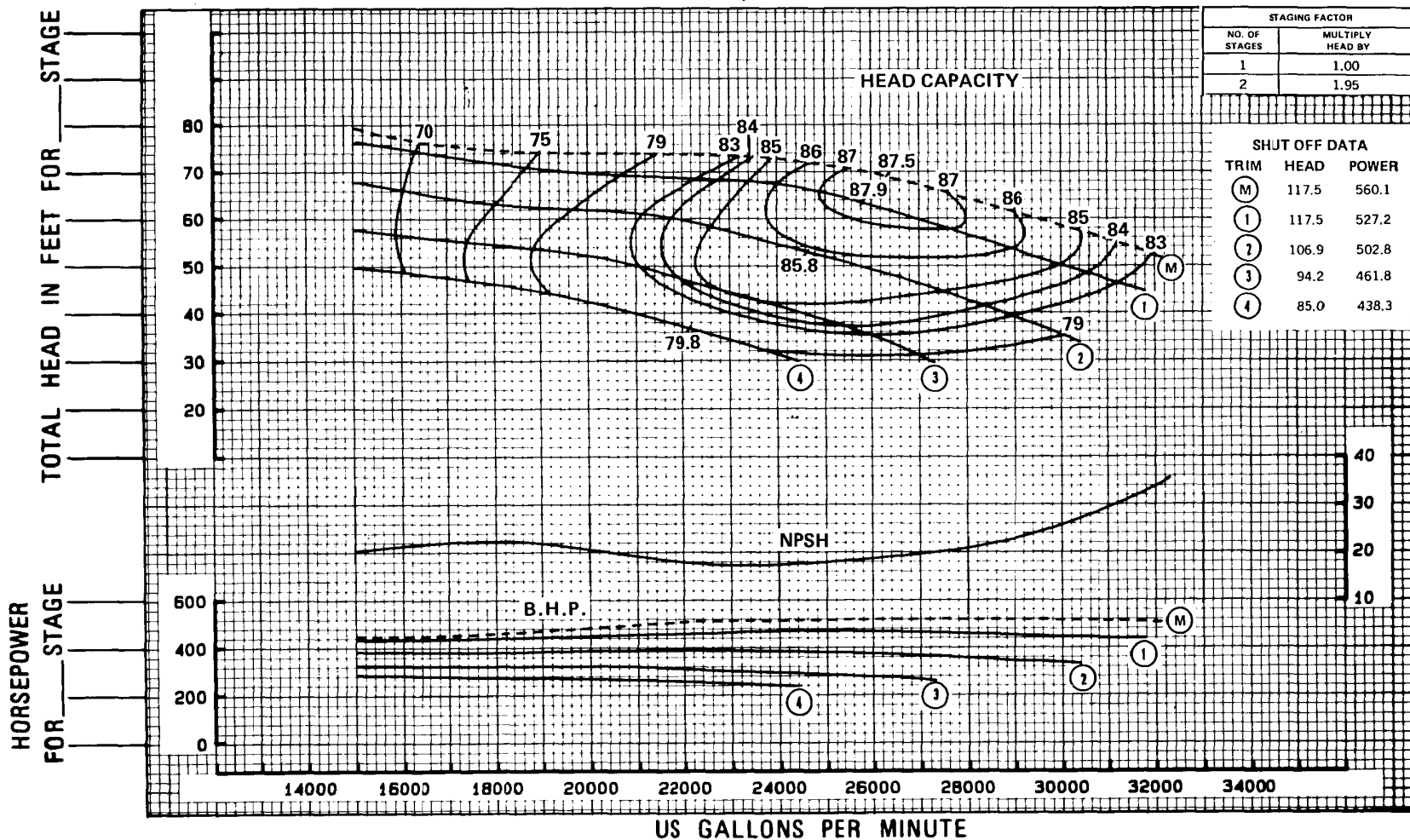
PUMP DESCRIPTION: Driver \_\_\_\_\_; Head \_\_\_\_\_; Column \_\_\_\_\_  
 BOWL  PERFORMANCE: Capacity \_\_\_\_\_ gpm; Head \_\_\_\_\_ ft; Eff \_\_\_\_\_%; BHP \_\_\_\_\_  
 FIELD

VERTICAL TURBINE PUMPS  
Model 36HH - 705 Rpm

133F NI HSN



Peerless Pump Company  
Ind. Indianapolis, IN 46207-7025



STAGING FACTOR	
NO. OF STAGES	MULTIPLY HEAD BY
1	1.00
2	1.95

SHUT OFF DATA		
TRIM	HEAD	POWER
(M)	117.5	560.1
(1)	117.5	527.2
(2)	106.9	502.8
(3)	94.2	461.8
(4)	85.0	438.3

Head and Capacity Warranty Contingent on:  Proper flow to pump suction Proper submergence Fluid free of gas, air & abrasives Proper lateral setting of impeller	CURVE NO.	IMPELLER NO.	IMPELLER DIA.	TAKEN FROM	Customer
	1	2621981	21-5/8" x 28-1/16"	59551	
	2	2621981	19-3/4" x 27-5/16"	36783	
	3	2621981	17-15/16" x 26-21/32"	36814	
	4	2621981	16-5/16" x 26-3/32"	36837	
M	2621981	FULL DIAMETER EXTENDED PERFORMANCE		58320	

Laboratory Performance			
SIZE	36HH	RPM	705
BOWL	2621982CI	CURVE	4806333
			PLASTIC COATED

PUMP DESCRIPTION: Driver \_\_\_\_\_; Head \_\_\_\_\_; Column \_\_\_\_\_  
 BOWL  PERFORMANCE: Capacity \_\_\_\_\_ gpm; Head \_\_\_\_\_ ft; Eff \_\_\_\_\_ %; BHP \_\_\_\_\_  
 FIELD

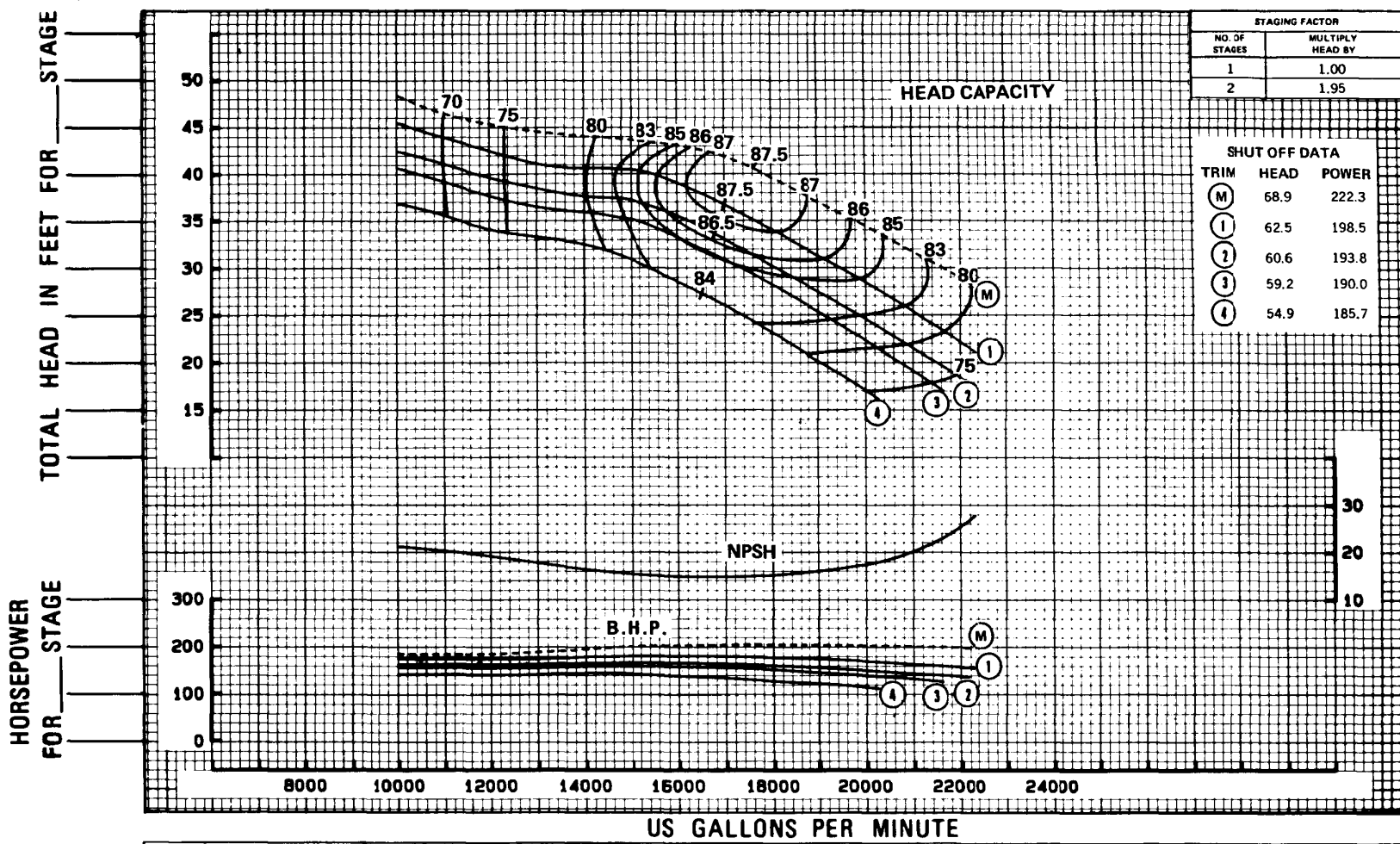


Peerless Pump Company  
 Indianapolis, IN 46207-7025

VERTICAL TURBINE PUMPS  
 Model 36HH - 585 Rpm

133F NI HSPN

SECTION 140  
 Page 585-15  
 March, 1986



Head and Capacity Warranty Contingent on:  Proper flow to pump suction Proper submergence Fluid free of gas, air & abrasives Proper lateral setting of impeller	CURVE NO.	IMPELLER NO.	IMPELLER DIA.	TAKEN FROM	Customer
	1	2621980	20" x 26-1/8"	37695	Item
	2	2621980	18-9/16" x 25-25/32"	37701	Peerless Ref. No:
	3	2621980	18" x 25-13/32"	37710	<b>Laboratory Performance</b>
	4	2621980	17-1/8" x 25"	37721	SIZE 36HH RPM 585
M	2621980	FULL DIAMETER EXTENDED PERFORMANCE	58357	BOWL 2621982CI PLASTIC COATED CURVE 4806334	

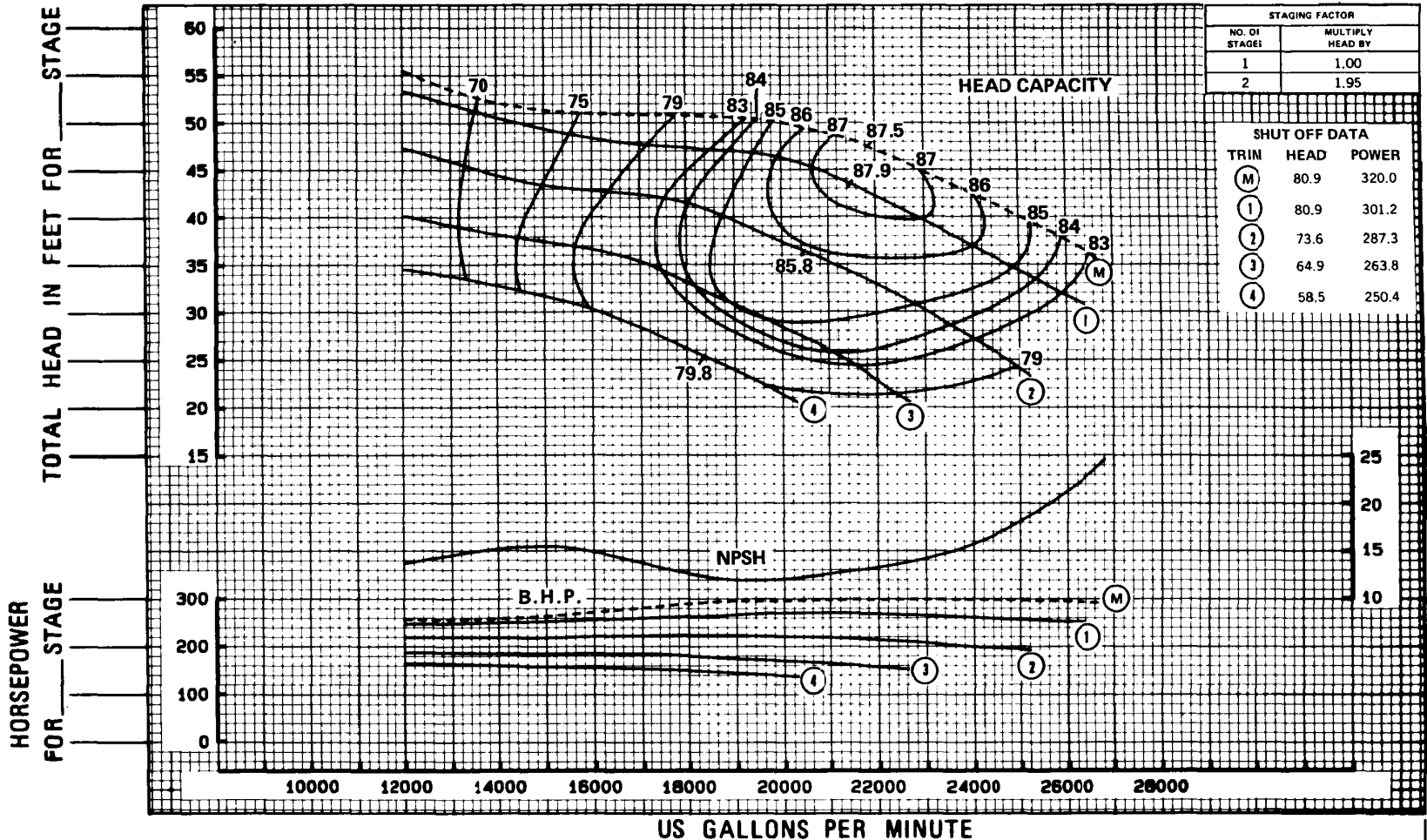
PUMP DESCRIPTION: Driver \_\_\_\_\_; Head \_\_\_\_\_; Column \_\_\_\_\_  
 BOWL  FIELD  PERFORMANCE: Capacity \_\_\_\_\_ gpm; Head \_\_\_\_\_ ft; Eff \_\_\_\_\_ %; BHP \_\_\_\_\_

VERTICAL TURBINE PUMPS  
Model 36HH - 585 Rpm

SEE IN HS&N



Peerless Pump Company  
Indianapolis, IN 46207-7025



STAGING FACTOR	
NO. OF STAGES	MULTIPLY HEAD BY
1	1.00
2	1.95

SHUT OFF DATA		
TRIM	HEAD	POWER
(M)	80.9	320.0
(1)	80.9	301.2
(2)	73.6	287.3
(3)	64.9	263.8
(4)	58.5	250.4

Head and Capacity Warranty Contingent on:  Proper flow to pump suction Proper submergence Fluid free of gas, air & abrasives Proper lateral setting of impeller	CURVE NO.	IMPELLER NO.	IMPELLER DIA.	TAKEN FROM	Customer _____
	1	2621981	21-5/8" x 28-1/16"	59551	Item _____
	2	2621981	19-3/4" x 27-5/16"	36783	Peerless Ref. No: _____
	3	2621981	17-15/16" x 26-21/32"	36814	<b>Laboratory Performance</b>
	4	2621981	16-5/16" x 26-3/32"	36837	SIZE 36HH RPM 585
	M	2621981	FULL DIAMETER EXTENDED PERFORMANCE	58320	BOWL 2621982C1 PLASTIC COATED CURVE 4806335

PUMP DESCRIPTION: Driver \_\_\_\_\_; Head \_\_\_\_\_; Column \_\_\_\_\_  
 BOWL  PERFORMANCE: Capacity \_\_\_\_\_ gpm; Head \_\_\_\_\_ ft; Eff \_\_\_\_\_ %; BHP \_\_\_\_\_  
 FIELD



Peerless Pump Company  
Indianapolis, IN 46207-7025

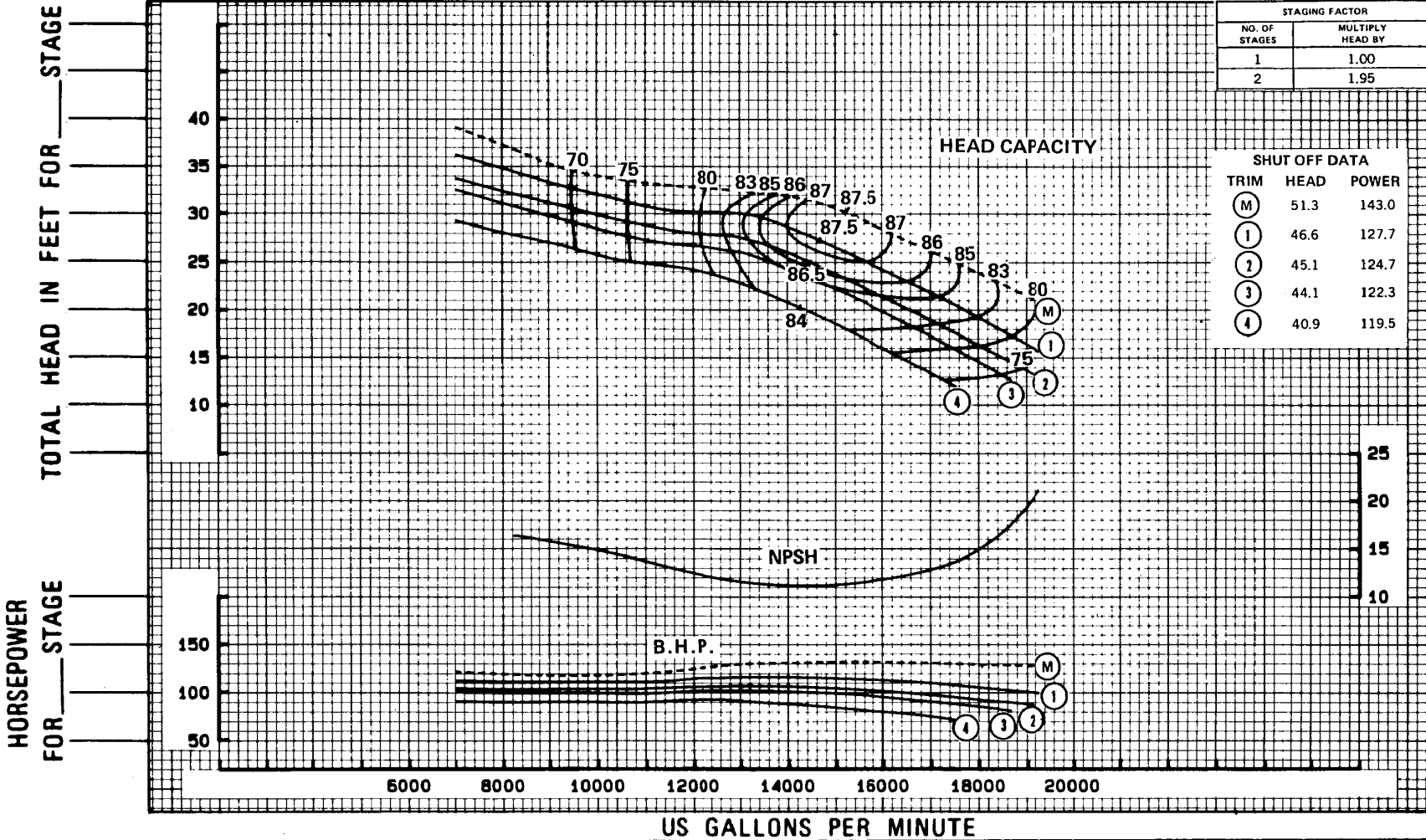
VERTICAL TURBINE PUMPS  
Model 36HH - 505 Rpm

SECTION 140  
Page 505-5  
March, 1986

1331 NI HSN

STAGING FACTOR	
NO. OF STAGES	MULTIPLY HEAD BY
1	1.00
2	1.95

SHUT OFF DATA		
TRIM	HEAD	POWER
(M)	51.3	143.0
(1)	46.6	127.7
(2)	45.1	124.7
(3)	44.1	122.3
(4)	40.9	119.5



Head and Capacity Warranty Contingent on:  Proper flow to pump suction Proper submergence Fluid free of gas, air & abrasives Proper lateral setting of impeller	CURVE NO.	IMPELLER NO.	IMPELLER DIA.	TAKEN FROM	Customer
	1	2621980	20" x 26-1/8"	37695	Item
	2	2621980	18-9/16" x 25-25/32"	37701	Peerless Ref. No:
	3	2621980	18" x 25-13/32"	37710	<b>Laboratory Performance</b>
	4	2621980	17-1/8" x 25"	37721	SIZE 36HH RPM 505
M	2621980	FULL DIAMETER EXTENDED PERFORMANCE	58357	BOWL 2621982C1 PLASTIC COATED CURVE 4806336	

PUMP DESCRIPTION: Driver \_\_\_\_\_; Head \_\_\_\_\_; Column \_\_\_\_\_  
 BOWL  
 FIELD PERFORMANCE: Capacity \_\_\_\_\_ gpm; Head \_\_\_\_\_ ft; Eff \_\_\_\_\_ %; BHP \_\_\_\_\_



VERTICAL TURBINE PUMPS  
 Model 36HH - 505 Rpm

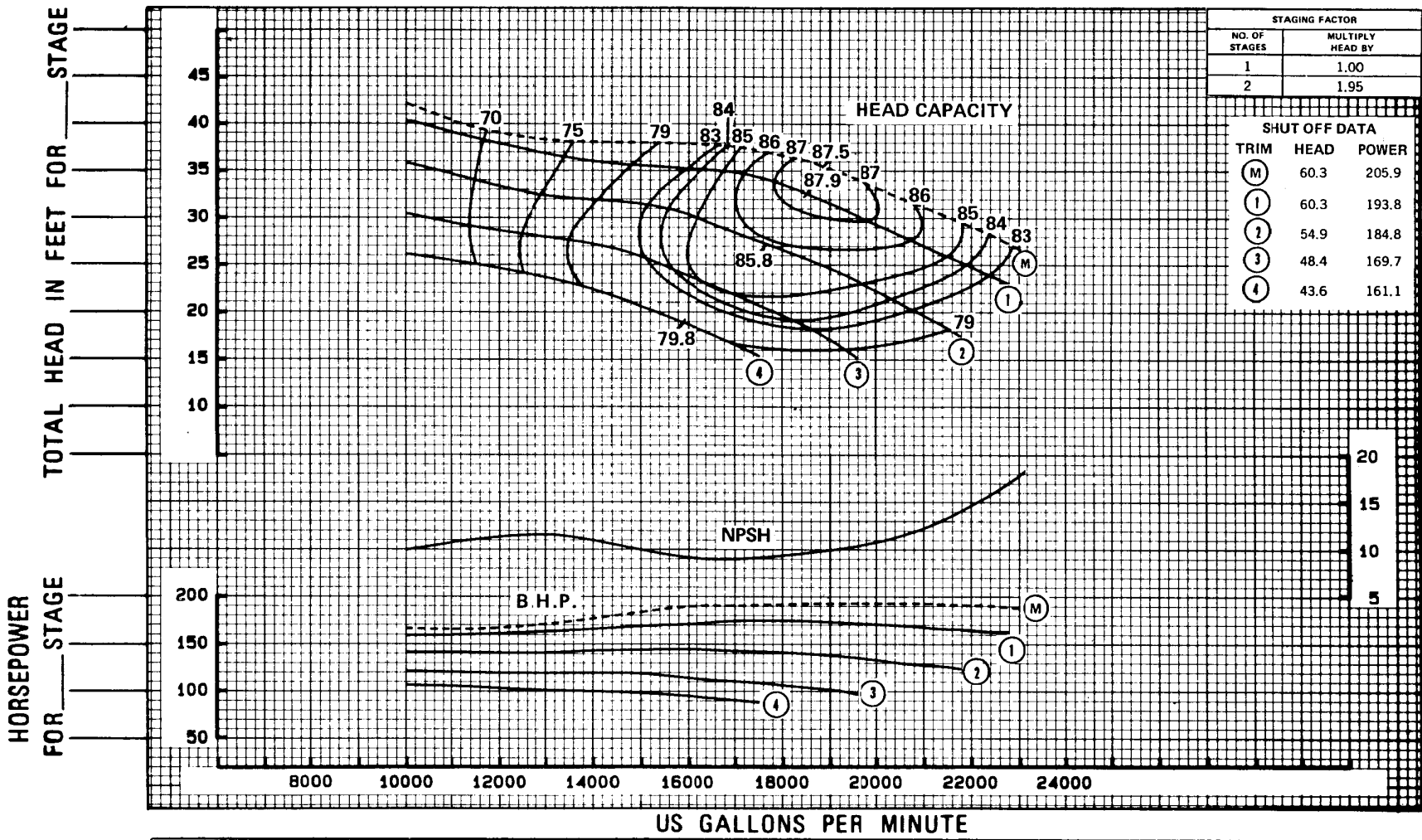
1333 NI HSDN



Peerless Pump Company  
 Ind. Annapolis, IN 46207-7025

STAGING FACTOR	
NO. OF STAGES	MULTIPLY HEAD BY
1	1.00
2	1.95

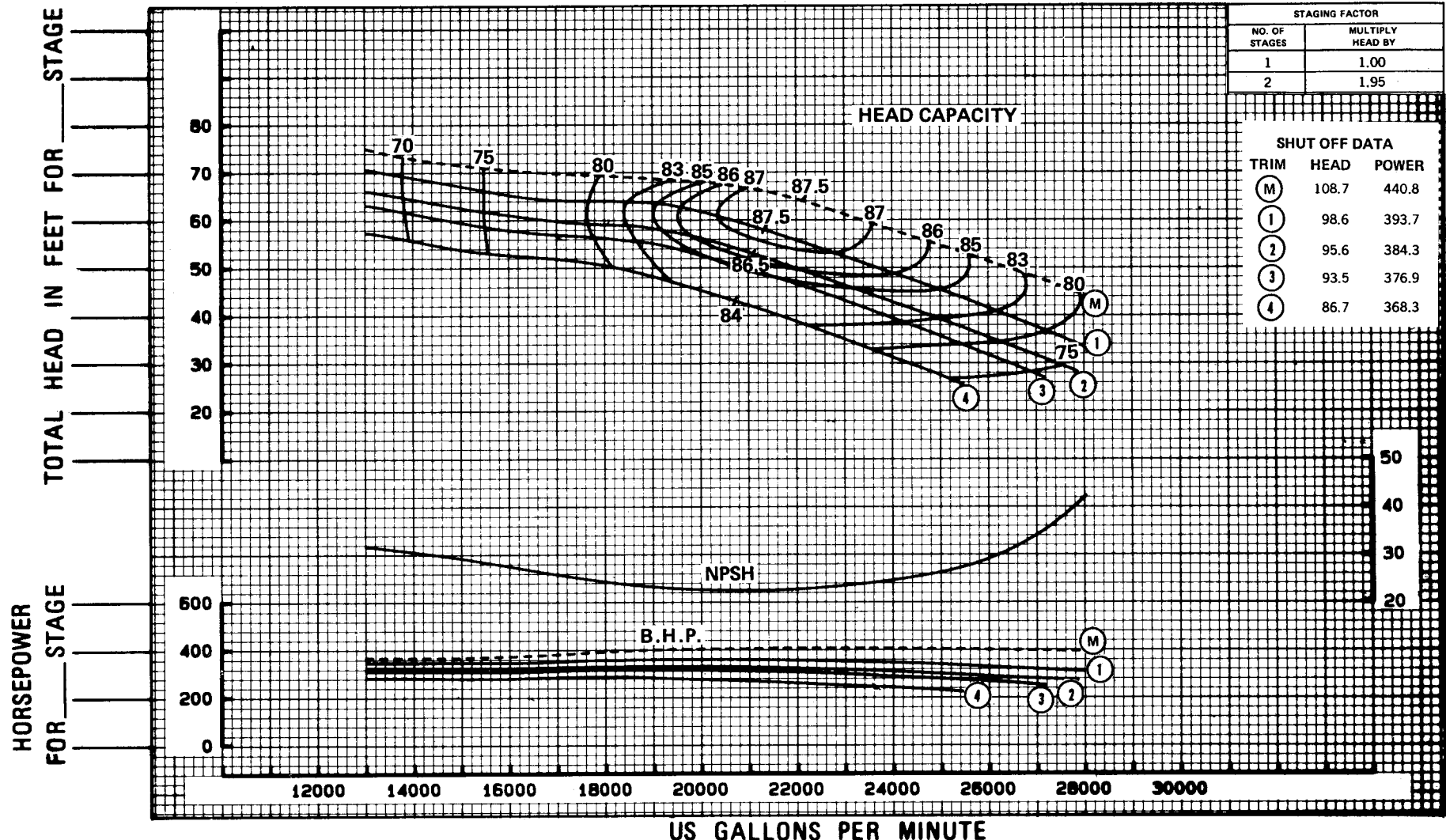
SHUT OFF DATA		
TRIM	HEAD	POWER
(M)	60.3	205.9
(1)	60.3	193.8
(2)	54.9	184.8
(3)	48.4	169.7
(4)	43.6	161.1



Head and Capacity Warranty Contingent on:  Proper flow to pump suction Proper submergence Fluid free of gas, air & abrasives Proper lateral setting of impeller	CURVE NO.	IMPELLER NO.	IMPELLER DIA.	TAKEN FROM	Customer _____
	1	2621981	21-5/8" x 28-1/16"	59551	Item _____
	2	2621981	19-3/4" x 27-5/16"	36783	Peerless Ref. No: _____
	3	2621981	17-15/16" x 26-21/32"	36814	<b>Laboratory Performance</b>
	4	2621981	16-5/16" x 26-3/32"	36837	SIZE 36HH RPM 505 BOWL 2621982C1 PLASTIC COATED CURVE 4806337
M	2621981	FULL DIAMETER EXTENDED PERFORMANCE	58320		

PUMP DESCRIPTION: Driver \_\_\_\_\_; Head \_\_\_\_\_; Column \_\_\_\_\_  
 BOWL  PERFORMANCE: Capacity \_\_\_\_\_ gpm; Head \_\_\_\_\_ ft; Eff \_\_\_\_\_ %; BHP \_\_\_\_\_  
 FIELD





STAGING FACTOR	
NO. OF STAGES	MULTIPLY HEAD BY
1	1.00
2	1.95

SHUT OFF DATA		
TRIM	HEAD	POWER
(M)	108.7	440.8
(1)	98.6	393.7
(2)	95.6	384.3
(3)	93.5	376.9
(4)	86.7	368.3

HYDRAULIC PERFORMANCE WARRANTY at designated point only, and contingent on: Proper flow to pump suction Proper submergence Fluid free of gas, air & abrasives Proper lateral setting of impeller	CURVE NO.	IMPELLER NO.	IMPELLER DIA.	TAKEN FROM	Customer _____
	1	2621980	20" x 26-1/8"	37695	Item _____
	2	2621980	18-9/16" x 25-25/32"	37701	Peerless Ref. No: _____
	3	2621980	18" x 25-13/32"	37710	<b>Laboratory Performance</b>
	4	2621980	17-1/8" x 25"	37721	SIZE 36HH RPM 735 BOWL 2621982C1 PLASTIC COATED
M	2621980	FULL DIAMETER EXTENDED PERFORMANCE	58357	CURVE 4806338	

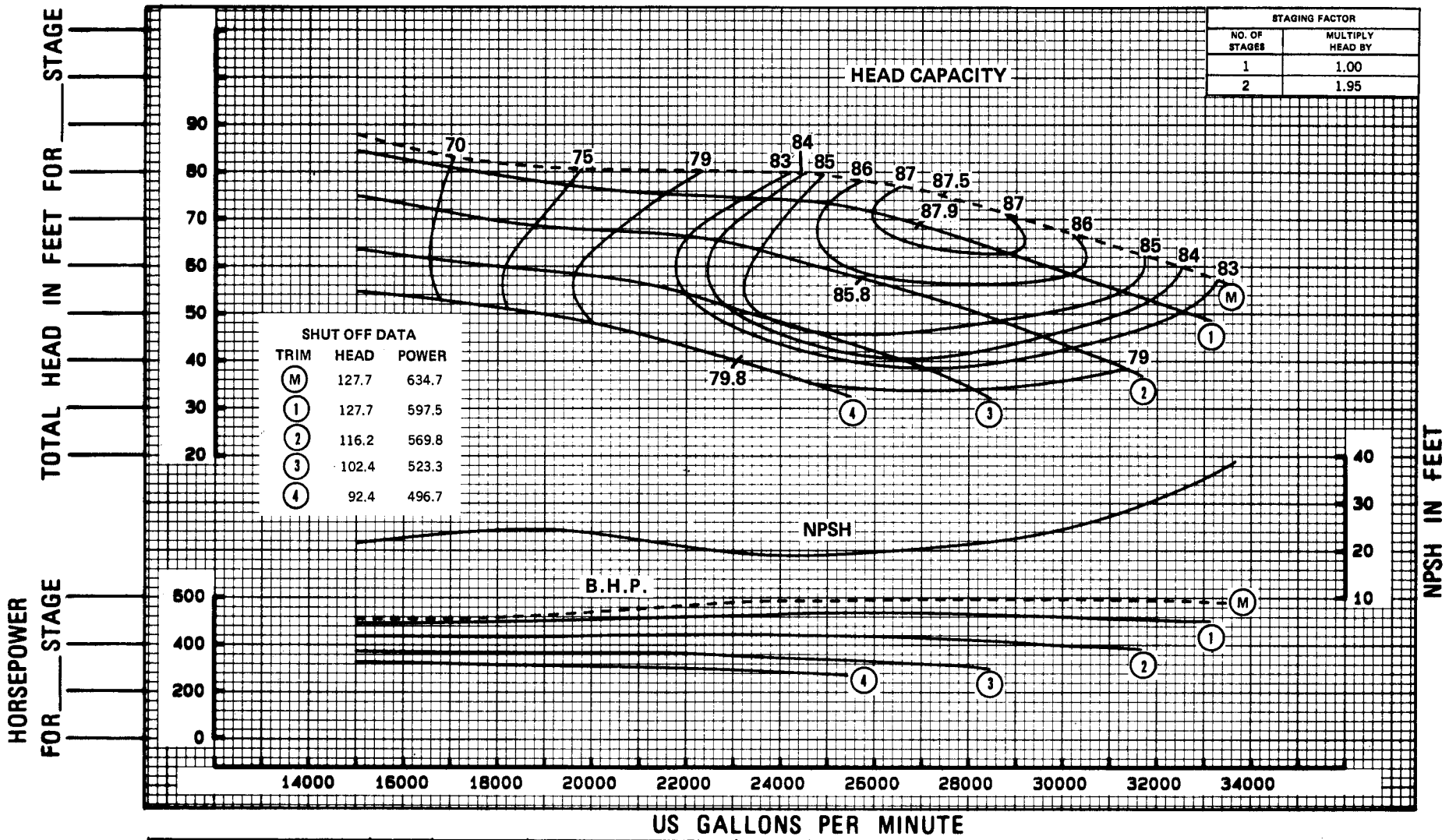
PUMP DESCRIPTION: Driver \_\_\_\_\_; Head \_\_\_\_\_; Column \_\_\_\_\_  
 BOWL  PERFORMANCE: Capacity \_\_\_\_\_ gpm; Head \_\_\_\_\_ ft; Eff \_\_\_\_\_ %; BHP \_\_\_\_\_  
 FIELD



Peerless Pump Company  
Indianapolis, IN 46207-7025

VERTICAL TURBINE PUMPS

Section 140  
3-86



<b>HYDRAULIC PERFORMANCE WARRANTY</b>  at designated point only, and contingent on:  Proper flow to pump suction Proper submergence Fluid free of gas, air & abrasives Proper lateral setting of impeller	CURVE NO.	IMPELLER NO.	IMPELLER DIA.	TAKEN FROM	Customer _____
	1	2621981	21-5/8" x 28-1/16"	59551	Item _____
	2	2621981	19-3/4" x 27-5/16"	36783	Peerless Ref. No: _____
	3	2621981	17-15/16" x 26-21/32"	36814	<b>Laboratory Performance</b>
	4	2621981	16-5/16" x 26-3/32"	36837	SIZE 36HH      RPM 735      BOWL 2621982C1 PLASTIC COATED
M	2621981	FULL DIAMETER EXTENDED PERFORMANCE	58320	CURVE 4806339	

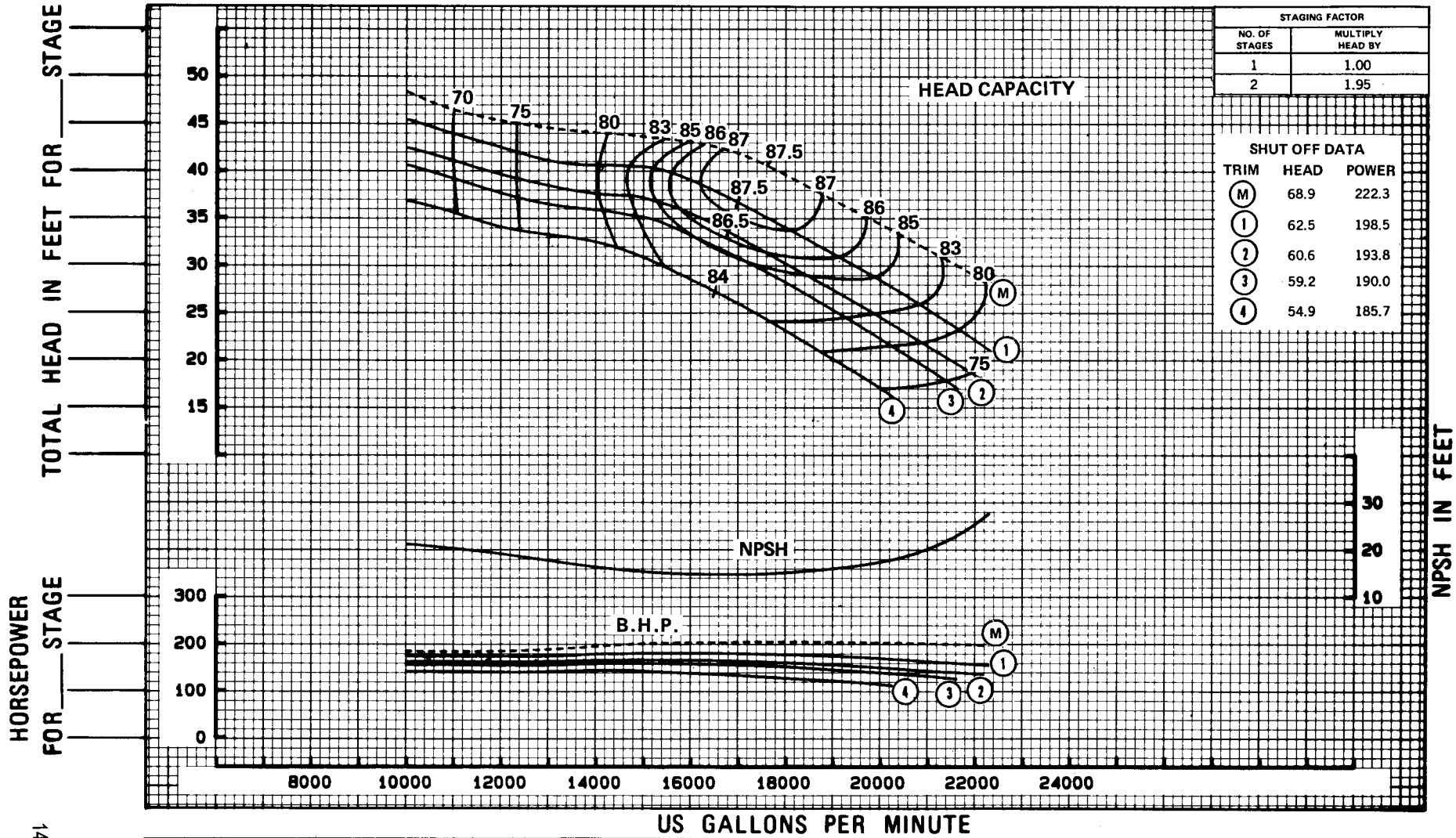
PUMP DESCRIPTION: Driver \_\_\_\_\_; Head \_\_\_\_\_; Column \_\_\_\_\_  
 BOWL  PERFORMANCE: Capacity \_\_\_\_\_ gpm; Head \_\_\_\_\_ ft; Eff \_\_\_\_\_ %; BHP \_\_\_\_\_  
 FIELD



Peerless Pump Company  
Indianapolis, IN 46207-7025

VERTICAL TURBINE PUMPS

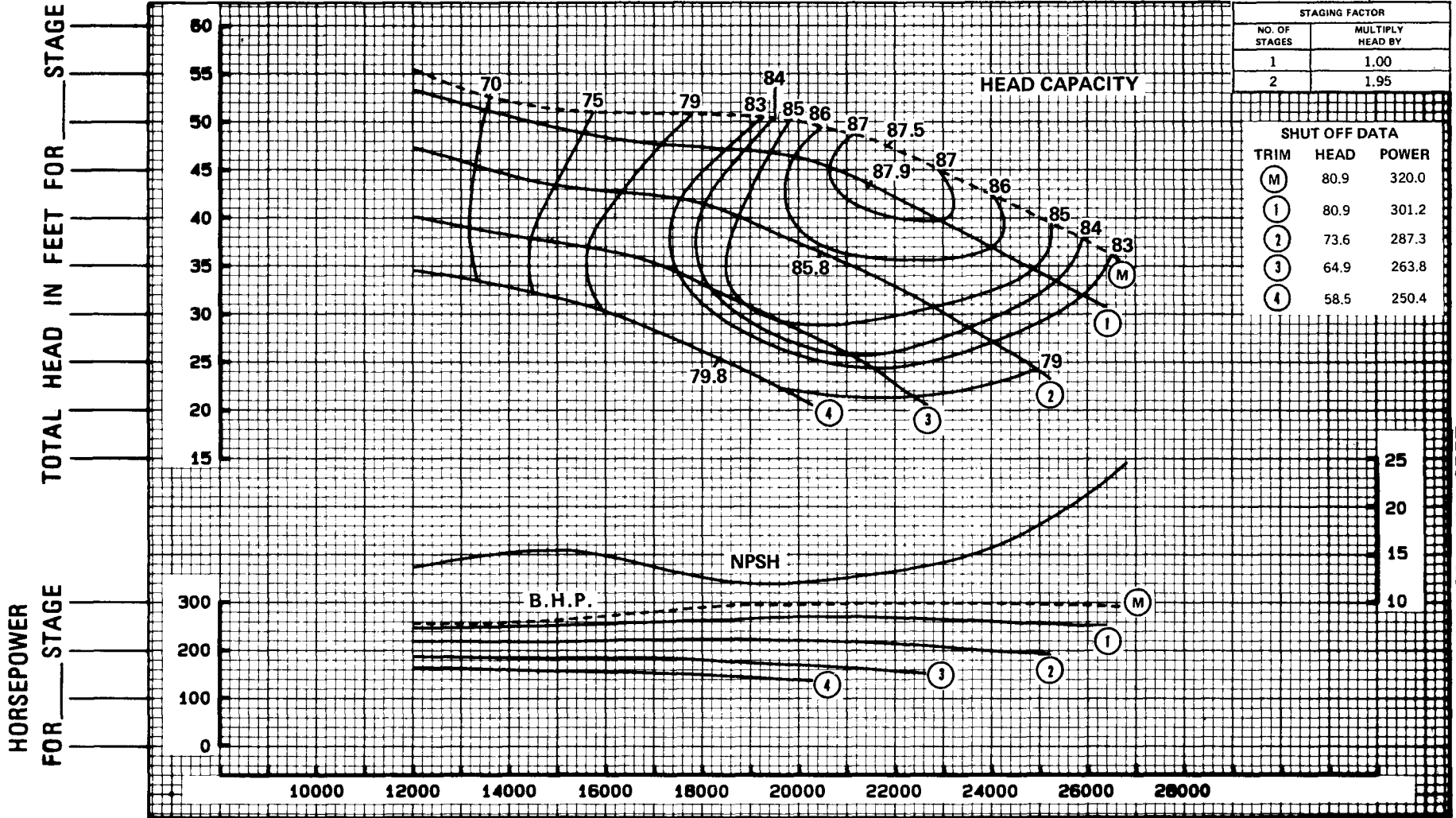
Section 140  
3-86



140-50Hz Page 203

HYDRAULIC PERFORMANCE WARRANTY at designated point only, and contingent on: Proper flow to pump suction Proper submergence Fluid free of gas, air & abrasives Proper lateral setting of impeller	CURVE NO.	IMPELLER NO.	IMPELLER DIA.	TAKEN FROM	Customer _____
	1	2621980	20" x 26-1/8"	37695	Item _____
	2	2621980	18-9/16" x 25-25/32"	37701	Peerless Ref. No: _____
	3	2621980	18" x 25-13/32"	37710	<b>Laboratory Performance</b>
	4	2621980	17-1/8" x 25"	37721	SIZE 36HH RPM 585 BOWL 2621982C1 PLASTIC COATED
M	2621980	FULL DIAMETER EXTENDED PERFORMANCE	58357	CURVE 4806334	

PUMP DESCRIPTION: Driver \_\_\_\_\_; Head \_\_\_\_\_; Column \_\_\_\_\_  
 BOWL  PERFORMANCE: Capacity \_\_\_\_\_ gpm; Head \_\_\_\_\_ ft; Eff \_\_\_\_\_ %; BHP \_\_\_\_\_  
 FIELD



140-50Hz Page 204

<b>HYDRAULIC PERFORMANCE WARRANTY</b>  at designated point only, and contingent on:  Proper flow to pump suction Proper submergence Fluid free of gas, air & abrasives Proper lateral setting of impeller	CURVE NO.	IMPELLER NO.	IMPELLER DIA.	TAKEN FROM	Customer _____
	1	2621981	21-5/8" x 28-1/16"	59551	Item _____
	2	2621981	19-3/4" x 27-5/16"	36783	Peerless Ref. No: _____
	3	2621981	17-15/16" x 26-21/32"	36814	<b>Laboratory Performance</b>
	4	2621981	16-5/16" x 26-3/32"	36837	SIZE 36HH RPM 585 CURVE 4806335
M	2621981	FULL DIAMETER EXTENDED PERFORMANCE	58320	BOWL 2621982C PLASTIC COATED	

PUMP DESCRIPTION: Driver \_\_\_\_\_; Head \_\_\_\_\_; Column \_\_\_\_\_  
 BOWL  PERFORMANCE: Capacity \_\_\_\_\_ gpm; Head \_\_\_\_\_ ft; Eff \_\_\_\_\_ %; BHP \_\_\_\_\_  
 FIELD